

Guess! What!

Workbook 6



Susan Rivers

Series Editor: Lesley Koustaff

UZBEKISTAN EDUCATION FOR EXCELLENCE PROGRAM

English language Grade 6

KBK 81.2Angl
74.268.1
R 48

UDK 811.111(075.3)
R 48

This customized edition includes original sources owned and licensed by the Cambridge University Press. This book was published with the support of the United States Agency for International Development's Central Asia Office under Partnership Agreement 72011519C00004.

Ministry of Public Education, Republic of Uzbekistan 100011, Tashkent, Navoiy Street, 2a.

Uzbekistan Education for Excellence Program team: Flavia Ramos-Mattoussi, Ramin Yazdanpanah, Dina Vyortkina, Lisa Horvath, Susan Iannuzzi, Oybek Kurbanov, Gulnoz Nadjemidinova, Azima Toyirova.

Textbook reviewers: Nilufar Tillayeva, Ruzikhon Adizova, Gyulsanem Kurbanova.

Ministry of Public Education team: Shakhboz Jurayev, Mamura Yusupova, Lola Petrosova, Bahtiyar Perdeshev, Doniyor Pulatov, Oksana Gurchina (Review Group Core Team members), Shukhrat Sattorov, Javlonbek Meliboev (Republican Education Centre), Mukhayyokhon Azamova and Okhunjon Ibrokhimov (Department for working with Donors and grants).

Design and production: Amici Design.

CAMBRIDGE
UNIVERSITY PRESS

University Printing House, Cambridge CB2 8BS, United Kingdom

One Liberty Plaza, 20th Floor, New York, NY 10006, USA

477 Williamstown Road, Port Melbourne, VIC 3207, Australia

314–321, 3rd Floor, Plot 3, Splendor Forum, Jasola District Centre, New Delhi – 110025, India

103 Penang Road, #05-06/07, Visioncrest Commercial, Singapore 238467

Cambridge University Press is part of the University of Cambridge.

It furthers the University's mission by disseminating knowledge in the pursuit of education, learning, and research at the highest international levels of excellence.

www.cambridge.org

© Cambridge University Press 2016, 2021

This publication is in copyright. Subject to statutory exception and to the provisions of relevant collective licensing agreements, no reproduction of any part may take place without the written permission of Cambridge University Press.

First published 2016

This Uzbekistan edition published 2021

20 19 18 17 16 15 14 13 12

Printed in Poland by Opolgraf

A catalog record for this publication is available from the British Library

Additional resources for this publication at www.cambridge.org/guesswhatamericanenglish

Cambridge University Press has no responsibility for the persistence or accuracy of URLs for external or third-party Internet websites referred to in this publication and does not guarantee that any content on such websites is or will remain accurate or appropriate. Information regarding prices, travel schedules, and other factual information given in this work is correct at the time of first printing, but Cambridge University Press does not guarantee the accuracy of such information thereafter.

ISBN 978-9943-7472-0-3

Guess! What!

Workbook 6



Susan Rivers

Series Editor: Lesley Koustaff



USAID
FROM THE AMERICAN PEOPLE



CAMBRIDGE
UNIVERSITY PRESS

**Better
Learning**

Letter from the Ministry of Public Education

Aziz o'quvchi,

Siz qo'lingizda ushlab turgan ushbu darslik O'zbekiston Respublikasi Xalq ta'limi vazirligi va AQSh Xalqaro taraqqiyot agentligining O'zbekiston barkamollik uchun ta'lim dasturi hamkorligining natijasidir. Bu kitob sizga yetib kelguniga qadar tahrir va moslashtirish kabi bir nechta bosqichlardan o'tdi. Umid qilamizki, ushbu darslik yordamida ingliz tilini o'rganish kelajakda maqsadlaringizga erishishga xizmat qiladi.

Maroqli ta'lim oling!

O'zbekiston Respublikasi Xalq ta'limi vazirligi

www.uzedu.uz

Dear Student,

The book that you are holding in your hands is a result of collaboration between the Ministry of Public Education of the Republic of Uzbekistan and the USAID- Uzbekistan Education for Excellence Program. The book was carefully selected and has gone through several stages of adaptation before landing in your hands so that it could be an enjoyable and fun experience for you. We hope that learning English with this book will help you achieve your future goals.

Have fun!

Ministry of Public Education of the Republic of Uzbekistan

www.uzedu.uz



Contents

	Page
Seasons and weather	4
Unit 1 Camping	12
Unit 2 Talent show	20
Review Units 1–2	28
Unit 3 International food	30
Unit 4 Music	38
Review Units 3–4	46
Unit 5 Now and then	48
Unit 6 The environment	56
Review Units 5–6	64
Unit 7 Space	66
Unit 8 Celebrations	74
Review Units 7–8	82
My picture dictionary	84
Story fun	93

Seasons and weather

1 Read and complete the sentences.

- 1 It rains every day in monsoon season.
- 2 There isn't any rain in a _____.
- 3 _____ is colder than fall.
- 4 A lot of plants and flowers start to grow in _____.
- 5 We can often see lightning and hear _____ in a _____.

2 *Think* Circle the one that doesn't belong.

- 1 summer storm fall
- 2 winter flood drought
- 3 thunder monsoon lightning

3 Read and write the words. Then number the pictures.

- 1 This is the hottest season. summer
- 2 This is the coldest season. _____
- 3 This is when it rains too much, and there's water in the streets and buildings. _____
- 4 Leaves change color and fall from the trees in this season. _____
- 5 This is the light we see in the sky in a storm. _____
- 6 This is when it doesn't rain for a long time, and the land is very dry. _____



My picture dictionary ➔ Go to page 84: Write the new words.

4 Read and circle the correct words.

- There _____ rain, but there _____ any thunder or lightning.
a was, wasn't b did, didn't
- _____ they play soccer in the rain? Yes, they _____.
a Were, were b Did, did
- Pablo _____ go windsurfing because it _____ windy.
a wasn't, didn't b didn't, wasn't
- _____ your vacation fun? No, it _____.
a Was, wasn't b Did, didn't
- Maria _____ enjoy her vacation because there _____ a lot of storms.
a weren't, did b didn't, were

5 Complete the questions and answers.

- Where did Anna go on summer vacation? She _____ to Bali with her cousin, Claire.
- What _____ the weather like? It _____ hot and sunny.
- What _____ they do? They _____ to the beach every day.
- _____ there sharks in the ocean? No, there _____, but there _____ dolphins.

Anna and Claire's summer vacation



6 Look at activity 5. Write the questions.

- Did Anna go to Bali for a spring vacation?
No, she didn't. She went during the summer vacations.
- _____
No, it wasn't. It was hot and sunny.
- _____
Yes, they did. They went every day.
- _____
Yes, there were. There were a lot of dolphins.
- _____
Yes, it was. It was a lot of fun!

7

Join the two sentences using *when*.

- 1 The students were excited. They visited the museum.

The students were excited when
they visited the museum.

- 2 Gemma's grandmother moved.
She felt sad.

- 3 The weather was awful. Luke and Kate arrived.

- 4 Peter saw the bat. He was scared.

- 5 My father went to India. He lost his cell phone.



8

Put the words in order.

- 1 was / storm / yesterday. / There / a

There was a storm yesterday.

- 2 saw / happy / Lisa / when / was / her cousins. / she

- 3 rock climbing / didn't / Karen / go / last week.

- 4 Juan / ten, / was / When / went / he / to Brazil.

- 5 floods / were / There / my town / last month. / in

9



Complete the sentences about you.

- 1 When I was five, _____.

- 2 I felt happy when _____.

- 3 When _____, I felt sad.

10 **Think** Read the story again. Circle the correct words and then number.



- ☐ a Jack and Ruby are **surprised** / **happy** to help Sofia with the island game.
- ☐ b Ruby wants to go back to the house because there's a **storm** / **flood**.
- ☐ c Sofia wants to **enter** / **watch** a computer game competition.
- ☒ 1 d Jack is surprised to see **Sofia** / Ruby.

11 Read and match the questions and answers.

- | | | |
|--------------------------------------|---------------------------------------|--------------------------------------|
| 1 Who is Jack surprised to see? | <input checked="" type="checkbox"/> c | a Yes, they do. |
| 2 What does Sofia want to enter? | <input type="checkbox"/> | b No, it isn't. |
| 3 Do Jack and Ruby want to help her? | <input type="checkbox"/> | c Sofia. |
| 4 Is the game finished? | <input type="checkbox"/> | d Because there's a dangerous storm. |
| 5 Why is Ruby scared? | <input type="checkbox"/> | e A computer game competition. |

12 **My World** What can you do to show the value: ask your friends for help?

- 1 You can ask a friend for help with your homework.
- 2 _____
- 3 _____



Skills: Reading

- 13** Read Tom's article in the Pineville school newsletter. Complete with the past tense of the words in the box.

is isn't are rain go help start arrive stay see

Bad storm hits Pineville!

By Tom Banks

There ¹ was a dangerous storm in Pineville last Sunday night. It ² _____ at 9:00 p.m. At first, it was very windy, and there was a lot of thunder and lightning. Then it ³ _____ for a long time. There ⁴ _____ floods at the Pineville Shopping Mall and the bus station. A lot of trees fell down. The police ⁵ _____ people get home. It was very scary.

When the teachers, Mr. Jones and Ms. Green, ⁶ _____ at our school on Monday morning, they were surprised. They ⁷ _____ water in our cafeteria, and there was a big tree in the library! The teachers had to leave the school because it ⁸ _____ safe. The Pineville students ⁹ _____ at home last Monday, but they ¹⁰ _____ back to school last Tuesday. The library is closed until next week. What a mess!



- 14** Read and write *true* or *false*.

- 1 The storm started at 8:00 p.m. last Sunday night.
- 2 There was thunder, lightning, and a lot of wind.
- 3 The Pineville Shopping Mall fell down.
- 4 There was a flood in the bus station.
- 5 The teachers had to stay in the school.
- 6 The Pineville students didn't go to school on Monday.

false


- 15** **TIP** A noun is a word that names a person, place, or thing.

Tom Banks lives in Pineville. There was a storm.

Read Tom's article again. Circle six examples of nouns.

16



 **Make notes about a weather event in your town.**

Weather event:	
Where:	
When:	
What happened:	1
	2
	3
	4
	5

17



 Write an article about a weather event in your town.

[illegible]

What do the shadows in a painting tell us?

1 Read and match.

1 We see short shadows

d

a when the Sun is on the right.

2 Shadows are long

☐

b when the light comes from the side.

3 Artists paint shadows on the right

☐

c when the Sun is on the left.

4 The shadows are on the left

☐

d when the light comes from above.

5 In winter paintings, we often

☐

e see long shadows.

2 Circle the shadow in the two drawings. Then answer the questions.

a



b



1 Where's the shadow in each picture?

In picture a, it's on the right of the tree.

2 Where's the Sun in each picture?

3 Is the shadow in each picture long or short?








4 What season is it in each picture?

3 In your notebook, draw and write about the things you can see outside and their shadows.

Evaluation

1 Look at Lisa's diary. Then read and circle the correct words.

Lisa's spring diary

Sunday	Monday	Tuesday	Wednesday	Thursday	Friday	Saturday
Snowy	Sunny and cold *Spring vacation	Cloudy and warmer	Thunder and lightning storms *Arrived in Florida!	Rain and wind	Rain and wind	Flood! *Left Florida!
						

This is Lisa's ¹spring / summer diary. It ²was / were cold on Sunday and Monday. Lisa and her family ³were / went to Florida on Wednesday. When they arrived, there was an awful ⁴drought / storm. They had to leave Florida because there was a ⁵flood / rain.

2 Look at activity 1. Answer the questions.

1 What was the weather like on Monday?

It was sunny and cold on Monday.

3 What was the weather like when they arrived in Florida?

5 Was there a drought in Florida?

2 Did Lisa visit Florida in the winter?

4 What was the weather like on Thursday?

6 Did Lisa enjoy her vacation?

3 Complete the sentences about this unit.

✓ = I can ... ✗ = I can't ...

☐ 1 ... name four seasons.

☐ 2 ... talk about dangerous weather.

☐ 3 ... talk and ask about things that happened in the past.

☐ 4 ... talk about two things that happened at the same time using *when*.

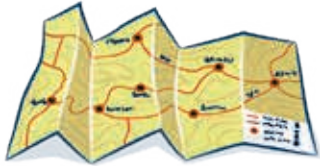
☐ 5 ... talk about asking a friend for help.

6 The part of this unit I found the most interesting was _____.

1

Camping

1 Read and write *true* or *false*.



1 A backpack helps us see at night.


false

2 We can keep warm with a blanket.

3 People usually drink coffee from a bowl.

4 We can sleep in a sleeping bag when we don't have a bed.

5 People usually eat pizza from a cup.



2



Read and write the words.

~~sleeping bag~~ bowl backpack flashlight water bottle plate tent cup

1 Things we can open and close

sleeping bag

2 Things we use for eating and drinking

3 Things we usually use at night

3



Which camping things do you have? Complete the sentences.

1 I have _____.

2 I don't have _____.

My picture dictionary



Go to page 85: Write the new words.

4

Read and complete the sentences. Use the words in parentheses.



- 1 Sam wanted to go camping with his class last month. (want / go)
- 2 He _____ early that morning, but he forgot to set his alarm clock. (need / get up)
- 3 Then he forgot his sleeping bag, so he _____ home and get it. (have / run)
- 4 He _____ very fast to the bus stop, but he was too late. (try / run)
- 5 His mom _____ him to the campsite. (have / drive)

5

Put the words in order.

- 1 go / Maria / to / mountain biking. / and / wanted / her family

Maria and her family wanted to go mountain biking.

- 2 the / take / camping trip. / a sleeping bag / forgot / My brother / to / on

- 3 this / bed / I / to / my / had / make / morning.

- 4 their / do / needed / The students / to / homework / last night.

- 5 was / started / The baby / tired. / because / to / she / cry

6








Complete the sentences about you. Use the words in the box.

want need have

- 1 I _____ yesterday.
- 2 I _____ last night.
- 3 I _____ this morning.

7 Look at the chart. Then answer the questions.

Ms. Lee's Grade 6 Class To-Do list

sweep the floor	water the plants	collect the books	clean the classroom	wash the cups	turn off the computers
					
Diego Anna	Sam Ellie	Ben Joe	Hae Akoi	Harry Olivia	Elena Leila

1 What did Ms. Lee ask Ben to do?

She asked him to collect the books.

2 What did she ask Elena to do?

3 What did she ask Sam and Ellie to do?

4 What did she ask Harry to do?

5 What did she ask Anna to do?

8 Look at activity 7. Write the questions.

1 *What did Ms. Lee ask Olivia to do?*

She asked her to wash the cups.

2 _____
She asked them to clean the classroom.

3 _____
She asked him to sweep the floor.


4 _____
She asked them to collect the books.

5 _____
She asked her to water the plants.

9



Read the story again. Correct the mistakes and then number.



- ☐ a The children make tents with sleeping bags and camp in the forest. _____
- ☐ b The naughty ants are trying to show them something. _____
- ☒ 1 c Ruby, Jack, and Sofia are on an island in Sofia's ~~book~~. game
- ☐ d They find a photograph of the island. _____

10

Read and circle the correct answers.


- 1 Where are the children?
a They're at home. b They're on an island.
- 2 What are the ants doing?
a They're showing the children a map. b They're showing the children the island.
- 3 Where is the map?
a It's in a tree. b It's in a tent.
- 4 Do the children have tents in their backpacks?
a Yes, they do. b No, they don't.
- 5 What do they use to make tents?
a They use blankets. b They use maps.

11



What can you do to show the value: be resourceful?

- 1 You can use a stick to get something out of water.
- 2 You can use the Internet to _____
- 3 You can use _____
to _____



Skills: Reading

12 Read and complete the story. Use the words in parentheses.



Carol is a smart girl, but she always forgets things. One day, she went hiking in the jungle. It ¹ started (start) to rain. She ² _____ (forget) to ³ _____ (take) an umbrella, so she ⁴ _____ (have) to use a big leaf to keep dry. Then she got very thirsty. She forgot ⁵ _____ (take) her water bottle, so she ⁶ _____ (have) to ⁷ _____ (use) her hat to get water from a waterfall. She was tired. She ⁸ _____ (forget) to take a sleeping bag, so she ⁹ _____ (need) to ¹⁰ _____ (put) her blanket between two trees. She tried ¹¹ _____ (go) home, but she ¹² _____ (get) lost because she didn't have a map. She ¹³ _____ (need) to go west, so she ¹⁴ _____ (look) at the Sun to find her way home. Carol is a very smart girl!

13 Look at activity 12. Read and complete the sentences.

Carol forgot to take an umbrella . → She used a big leaf .

She forgot to take _____ . → She used _____ .

She forgot to take _____ . → She used _____ .

She forgot to take _____ . → She used _____ .

14 **TIP** A verb is an action word. *Is*, *are*, and *am* are verbs, too.

I forgot my umbrella when I went out. I got wet because it was raining.
Read Carol's story again. Circle six examples of verbs in the story.

Skills: *Writing*



Imagine a story about someone being resourceful. Make notes about what he/she did.

Where was he/she? _____

What did he/she forget to take?

→ What did he/she use?

What did he/she forget to take?

→ What did he/she use?

What did he/she forget to take?

→ What did he/she use?

16



Write a story about someone being resourceful.

How do we estimate measurements?

1 Match the pictures to the questions. Then match the questions and answers.



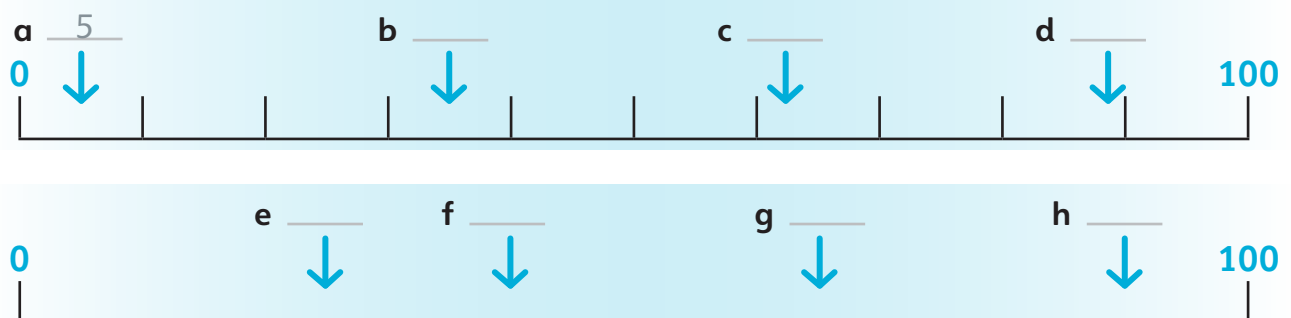
- | | | |
|-----------------------------------|--------------------------------|----------------------------------|
| 1 How much orange juice is there? | <input type="text" value="c"/> | a There's about 5 liters. |
| 2 How heavy is the backpack? | <input type="text"/> | b It's about 6 kilograms. |
| 3 How long is the flashlight? | <input type="text"/> | c There's about 100 milliliters. |
| 4 How much water is there? | <input type="text"/> | d It's about 20 centimeters. |

2 This line shows the numbers 0–100 divided into tens. Estimate where the numbers in the box are on the line.

45 32 50 67 75 98



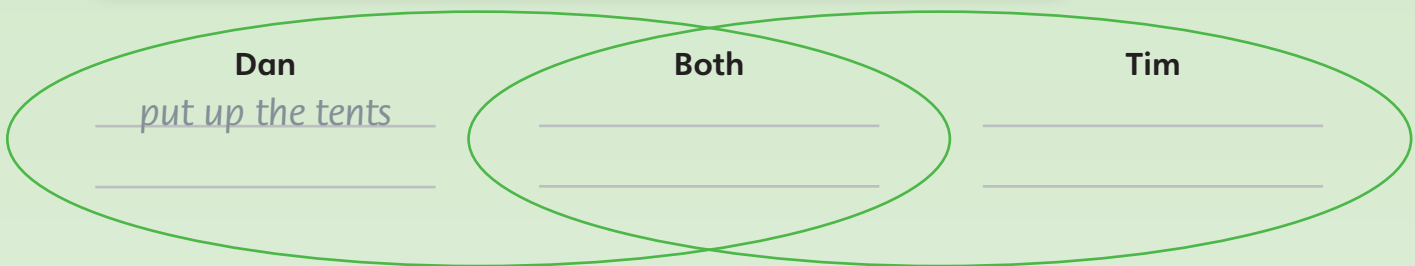
3 Estimate which numbers the arrows are pointing to on these lines.



Evaluation

1 *Think* Look at Mr. Wood's to-do list. Complete the Venn diagram.

Mr. Wood's to-do list	Andy	Sara	Tim	Pam	Dan
collect the flashlights		✓	✓		
put up the tents	✓	✓		✓	✓
wash the bowls			✓	✓	
cook the dinner		✓	✓		✓
dry the cups and plates	✓	✓		✓	✓
put away the blankets	✓		✓		✓



2 Look at activity 1. Write the sentences.

1 Mr. Wood / ask / Sara and Tim

Mr. Wood asked Sara and Tim to collect the flashlights.

2 have to / the blankets

3 Mr. Wood / ask / Tim and Pam

4 have to / the tents

3 Complete the sentences about this unit.

✓ = I can ... ✗ = I can't ...

☐ 1 ... name ten camping things.

☐ 2 ... talk about what people *needed to*, *forgot to*, *tried to*, *had to do*.

☐ 3 ... ask and answer *What did ... ask ... to do?* questions.

☐ 4 ... talk about being resourceful.

☐ 5 ... write a story about being resourceful.

6 The part of this unit I need to practice is _____.

2

Talent show

1 *Think* Write the words. Then number the pictures.

1 l y p a t t i s n n u m r e s

play instruments


2 g l j e u g

3 d a e r t e r o y p

4 t p i n a a i r o s t r t p

5 k e a m l p u t u c r s e s

6 o d k s r t c i



1



2 *Think* Complete the chart. Use the words in the box.

tell jokes do acrobatics do street dancing
do tricks play instruments do cartwheels

Things people can do sitting down	Things people can't do sitting down
tell jokes	

3 *My World* Complete the sentences about your friends and family.

1 _____ is good at telling jokes.

2 _____ is good at playing an instrument.

3 _____ is good at _____.

My picture dictionary



Go to page 86: Write the new words.

4 Look and complete the sentences.



- Sandra is better than Jen at street dancing.
- Dave is _____ at doing cartwheels.
- Tom is _____ Sue at playing a musical instrument.
- Tim is _____ at street dancing.
- Matt is _____ than Joe at doing cartwheels.

5 Look at activity 4. Write the sentences.

- Jen is the worst at street dancing. (Jen / street dancing)
- _____ (Joe / Dave / do cartwheels)
- _____ (Bea / play a musical instrument)
- _____ (Sandra / Tim / street dancing)
- _____ (Tom / play a musical instrument)

6 Complete the chart about you and a friend. Then write sentences.

	Better	Worse
Me		
My friend		

- I'm better than my friend at _____.
- I'm worse _____.
- My friend _____.
- _____.

7

Look and answer the questions.



- 1 Who's better at reading poetry, Pete or Liam?
- 2 Who's the worst at making sculptures?
- 3 Who's better at painting portraits, Bob or Eva?
- 4 Who's the best at reading poetry?
- 5 Who's worse at making sculptures, Jake or Nadia?

Liam is.

8

Look at activity 7 and write the questions. Use the words in parentheses.

- 1 Who's the best at making sculptures? (best)
George is.
- 2 _____ (worse / Bob / Rosa)
Rosa is.
- 3 _____ (worst)
Cindy is.
- 4 _____ (better / Nadia / Nick)
Nadia is.
- 5 _____ (best) Oliver is.

9

Read and complete.

Paula: You're very good at street dancing, Clara.

Clara: Thanks, but I'm not the ¹ best in my family. My brother, Lucas, is ² _____ than me.

Paula: Who's ³ _____ at doing cartwheels, you or your brother?

Clara: My brother ⁴ _____. He's very good, but he's ⁵ _____ than me at doing acrobatics.

Paula: ⁶ _____ the best in your family at playing sports?

Clara: My sister ⁷ _____. She plays basketball every Saturday morning.


Paula: Do you go with her?

Clara: No, I don't. I'm the ⁸ _____ in my family at waking up early. I always want to sleep!

10



Read the story again. Circle the correct words and then number.



- ☐ 1 The children follow _____ to the canoe.
 a an animal b some footprints c the map
- ☐ Jack stops the canoe safely away from the _____.
 a hippos b crocodiles c fish
- ☐ Jack tries to slow the _____ down.
 a river b canoe c hippos
- ☐ They get in the canoe with the _____ and the compass.
 a map b tent c river

11

Read and correct the sentences.

- 1 The children follow the very small footprints.

The children follow the very big footprints.

- 2 Jack finds the compass in a canoe.

- 3 Sofia is the worst at reading the map.

- 4 The children follow the river south.

- 5 The children are scared of the fish in the water.

12



Write about two ways you showed the value: work together.

- 1 My sister and I made dinner together.

2 _____

3 _____



Skills: Reading


13 Read Emily's email. Circle the correct words.

Hello Grandma,

I want to tell you about my new friend, Zoey. I met Zoey last month at dance class. We like going hiking together. We like going shopping together, too. We do everything together! We're both friendly and talkative. We're both very smart, too! Zoey's very artistic. She's ¹**better** / **best** at painting and making sculptures than I am, but I'm sportier than she is. I'm ²**good** / **better** at doing cartwheels and skateboarding than she is.

I'm ³**better** / **best** at playing musical instruments, too. We had a talent show at school. The teacher asked Zoey and me to play the piano. When we played at the show, everyone was surprised! Zoey was the ⁴**better** / **best**, not me. Why? Zoey is more hardworking than I am. She practiced every day, but I didn't. I went skateboarding and rock climbing. I watched TV and played video games, too. I was happy for her. Now I know that if you want to be the ⁵**best** / **good**, you have to work hard!

Love,
Emily



14 Look at activity 13. Read and write *true* or *false*.

- 1 Emily met Zoey at singing class.
- 2 Zoey is better at painting than Emily.
- 3 Emily is better at making sculptures than Zoey.
- 4 Emily practiced the piano every day but Zoey didn't.
- 5 Emily thinks that having fun is more important than working hard if you want to be the best.

false

15 Complete the chart. Use the words in the box.

more artistic smart sportier friendly
better at skateboarding better at painting

Emily	Zoey	Both
<i>sportier</i>		

16 An adjective is a word that describes nouns.

Emily and Zoey are *friendly*. The park is *big*. The pencil is *new*.
Read Emily's email again. Circle the examples of adjectives.

Skills: Writing

17



Make notes about you and a friend.

My friend's name: _____

Where we met: _____

Things we like doing together: _____

Adjectives to describe us:

Me	Both	My friend
_____	_____	_____
_____	_____	_____

18



Write an email about you and your friend.

Hello _____ ,

Love,

What abilities do we need for physical activities?

1 Read and circle the correct words.

- 1 Some acrobats need strength / speed to lift other acrobats up in the air.
- 2 Runners and swimmers need **balance** / speed to win a race.
- 3 When we climb high mountains, we need speed / **stamina** to help us.
- 4 Ballet dancers and gymnasts need good stamina / **balance** to stand on one leg.

2 Write sentences about what we need for these physical activities.





- 1 When we do cartwheels, we need balance.
- 2 _____
- 3 _____
- 4 _____
- 5 _____
- 6 _____

3 Think of three physical activities you do. For each activity, write what you need: speed, strength, stamina, or balance.

- 1 When I _____, I need _____.
- 2 _____
- 3 _____

Evaluation

1 Look and complete the sentences.



- 1 Tina is worse at making sculptures than Kevin.
- 2 Joe is the best making sculptures.
- 3 Frank is better at making sculptures than Penny.
- 4 Mark is better at making sculptures.
- 5 Sarah is better at making sculptures than Simon.
- 6 Anna is better at making sculptures.

2 Complete the questions and answers.

- 1 Who's better at doing tricks, Mr. Lee or Mr. Jones?
Mr. Jones is better. He's very good.
- 2 Who's better at reading poetry?
Jimmy isn't. He's not good at all.
- 3 Who's better at telling jokes, your father or your mother?
My mother is better. She's really funny.
- 4 Who's better at painting portraits?
Olivia is better. Her portraits are beautiful.
- 5 Who's better at doing cartwheels, you or your friend?
I isn't. I always fall down!

3 Complete the sentences about this unit.

✓ = I can ... ✗ = I can't ...

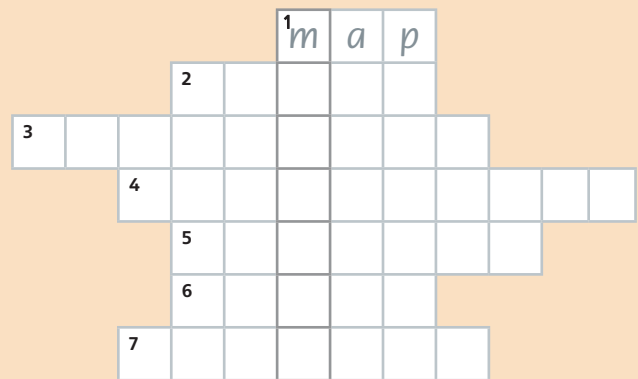
- ☐ 1 ... name ten talent show activities.
- ☐ 2 ... compare using *better*, *best*, *worse*, and *worst*.
- ☐ 3 ... ask and answer questions comparing people.
- ☐ 4 ... talk about working together.
- ☐ 5 ... write an email comparing people.
- 6 The part of this unit I found the most useful was comparing people.

Review Units 1 and 2

1 *Think* Read and complete the word puzzle and find the secret word.

- 1 This helps us find places.
- 2 This is bad weather. Sometimes there's rain, thunder, and lightning.
- 3 This is a quick light in the sky.
- 4 This helps us see in the dark.
- 5 This is when there's no rain.
- 6 This is when there is too much water in streets and buildings.
- 7 We put this around bodies to keep warm.

The secret word is _____



2 Write sentences. Use the correct form of the verbs.

- 1 when / Kevin / arrive / Florida / start / rain

When Kevin arrived in Florida, it started to rain.

- 2 John / forget / take / map / last weekend

- 3 there / is / flood / last spring

- 4 Larry / better / tell jokes / Henry

- 5 Ms. Hill / ask / students / wash / cups / yesterday

- 6 who / worse / make sculptures / Jean / Sam?

3 *Think* Circle the one that doesn't belong.

- | | | |
|---------------------|-----------------|---------------|
| 1 backpack | sleeping bag | drought |
| 2 winter | summer | storm |
| 3 do street dancing | read poetry | tell jokes |
| 4 thunder | fall | lightning |
| 5 do acrobatics | paint portraits | do cartwheels |
| 6 flashlight | water bottle | cup |

4



Read and write the names.



My name's Justin. Yesterday, my friends and I did a talent show. It was great! I told jokes because my friends say that I'm funny. Kat is the best at playing musical instruments. She played the guitar and sang. Eva read poetry, Andy did acrobatics, and Fraser juggled. Paula is artistic. She painted a portrait of me!

Before the show, everyone was very nervous. We all talked a lot. Can you guess who said these sentences?

1 I need to find my book of poems.

Eva

2 Oh, no! I forgot to bring my paintbrush!

3 I have to make people laugh!

4 I don't want to drop the balls.

5 I need to have good balance.

6 Shh! I'm trying to practice my song.

5



Answer the questions about you.

1 Was there a drought in your country last summer?

2 What do you need to do after school tomorrow?

3 What did your mom ask you to do yesterday?

4 Who is the worst at telling jokes in your family?


5 Who is the best at doing cartwheels in your class?

3


International food

1  Complete the words. Then check (✓) the correct ingredients.

1 I like s t e w.



2 I don't like _ u _ _ i.



3 I'd like to try _ oo _ _ e _ .



4 I often eat _ i _ _ a _ _ _ i _ _ .



2 Read and write the words.

1 These are from China. They're made with flour, meat, and vegetables.

dumplings

2 This food is from India. Sometimes it's yellow. It's made with meat and vegetables.

3 This food is from Mexico. It's made with flour, meat, cheese, and vegetables.

4 This food is from Spain. It has rice, vegetables, and meat or fish.

5 This food is from Greece. It's made from meat and vegetables.

3  Which food is your country famous for? Name two.

1 My country is famous for _____ .

2 It's famous for _____ , too.

My picture dictionary



Go to page 87: Write the new words.

4

Write sentences.



1 I / my mom / make noodles for lunch / today

I want my mom to make noodles for lunch today.

2 Pablo / Ray / play soccer / yesterday

3 Our teacher / us / speak English / every day

4 Helen's dad / her / try / dumplings / last night

5 Jenny / Greg / play volleyball / every afternoon

5

Read and correct the sentences.

1 I wanted my mom to made some noodles.*I wanted my mom to make some noodles.*

2 She wanted Zak try a kebab.

3 My sister wanted we to buy fish and chips.

4 Rick want me to make rice and beans for dinner.

5 We wanted our dad to bought tacos for lunch.

6



What do your mom and dad want you to do? Write two things.

1 My mom _____.

2 My dad _____.

7

Read and complete the sentences. Use the words in parentheses.

1



2



3



4



5



- 1 I went to the supermarket to buy some rice. (go / buy)
- 2 I _____ some rice _____ some sushi. (buy / make)
- 3 I _____ some sushi _____ to a party. (make / take)
- 4 My friend Tina _____ a cake _____ our friend, Jake. (bake / give)
- 5 We all _____ to the party _____ a good time. (go / have)

8

Look and write sentences.



JAKE'S TO-DO LIST

- ☒ Call friends – invite them for dinner
- ☒ Go to the bookstore – buy a recipe book
- ☒ Go to the market – buy meat
- ☒ Buy flour – make dumplings
- ☒ Make a cake – have for dessert

LAURA'S TO-DO LIST

- ☒ Catch a bus – go to town
- ☒ Go to the park – meet Anna
- ☒ Take a ball – play soccer
- ☒ Go to the store – buy juice and chips
- ☒ Go home – watch TV



- 1 Laura / buy juice and chips
Laura went to the store to buy juice and chips.
- 2 Jake / buy a recipe book

- 3 Laura / watch TV

- 4 Jake / buy meat

9

Look at activity 8. Answer the questions.

- 1 Why did Laura catch a bus?
She caught a bus to go to town.
- 2 Why did Jake make a cake?

- 3 Why did Jake buy flour?

- 4 Why did Laura take a ball to the park?

- 5 Why did Jake call his friends?

10



Read the story again. Match and then number.



- | | | |
|----------------------------|--|--|
| <input type="checkbox"/> 1 | The children are hungry, but they <u>c</u> | a the yeti and forget the map and compass. |
| <input type="checkbox"/> | They run away from _____ | b vegetables, and they cook an omelette. |
| <input type="checkbox"/> | They find another _____ | c can't take the bird's eggs. |
| <input type="checkbox"/> | They find more _____ | d egg close to some onions. |

11

Answer the questions.

- 1 Can the children take the animals' eggs?

No, they can't.

- 2 What do they find in the basket?

- 3 Do they find some fruit?

- 4 What do they cook?


- 5 What do they forget?

12



Think of four kinds of food you usually eat to show the value: eat healthy food.

- 1 I usually eat an apple at lunchtime.
- 2 _____
- 3 _____
- 4 _____
- 5 _____



Skills: Reading

13 Read Steph's food blog. Then number the photographs.



Steph the Chef

Last night, my family and I went to my grandmother's house to enjoy a family dinner. Grandma wanted me to help her cook (because I'm Steph the Chef, of course!). We cooked a wonderful American dish called Macaroni Cheese. It's one of my favorite dishes. I want to share the recipe with you today.

Chef Steph's Grandma's Easy, Cheesy Macaroni Cheese

1 box of pasta	•	Cook the pasta for 8 minutes. Mix the egg and milk. Add butter and cheese to the egg and milk. Put the pasta in a baking dish. Pour the egg, milk, butter, and cheese mixture on the pasta. Bake at 175 degrees for 30 to 40 minutes until the top is golden brown.
1 egg	•	
2 cups of milk	•	
2 tablespoons of butter	•	
2½ cups of cheese	•	Mmmm. Serve the pasta with vegetables or a salad for an easy, delicious meal. Enjoy!

a

b

c

d

e

14 Look at activity 13. Answer the questions.

- Where did Steph and her family go?
They went to Steph's grandmother's house.
- What did Steph's grandmother want her to do?

- What did they make?

- Is it difficult to make?

- What ingredients are in the recipe?

15 **TIP** When giving instructions, don't use *you*. Start the sentence with a verb.

✗ You mix the egg and the milk.

✓ Mix the egg and the milk.

Read Steph's blog again. Underline three sentences that give instructions.

Skills: Writing

16



Make notes about a recipe you like. Write the ingredients you need and then number the ingredients in the order you use them.

Name of dish

17



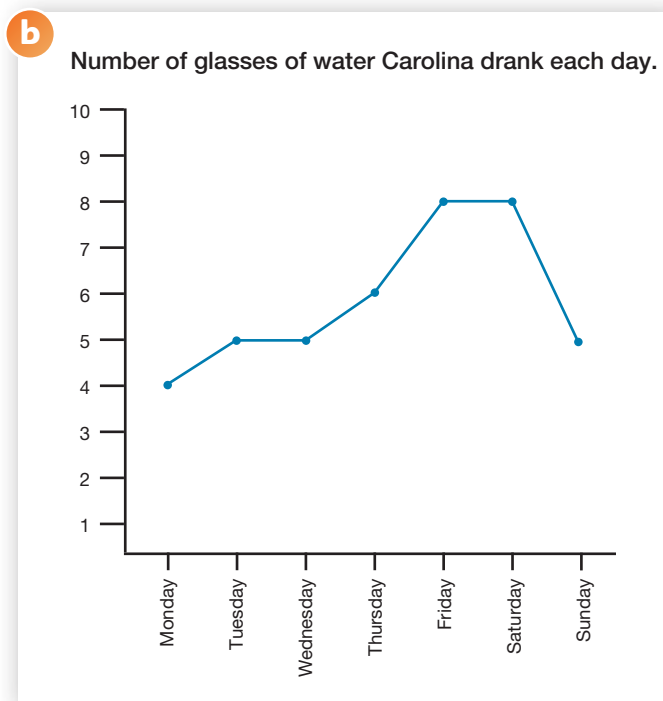
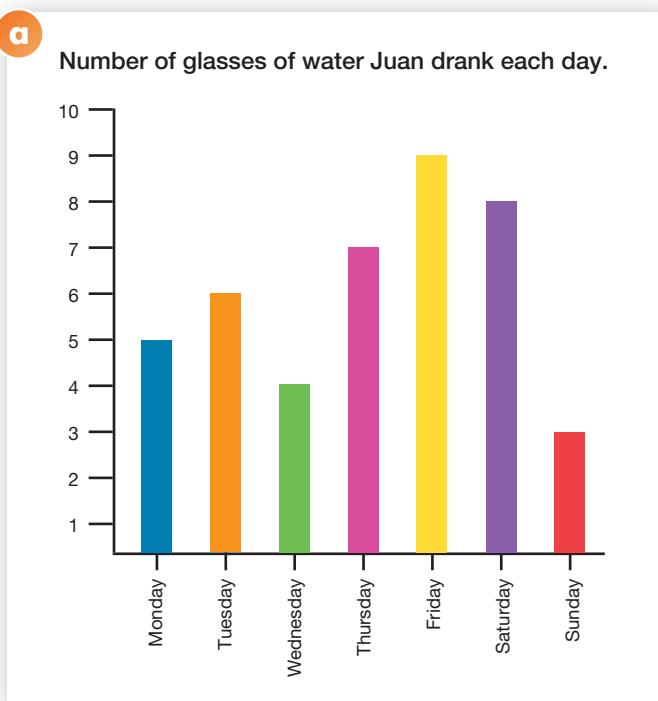
Write a food blog and include a recipe.

Why is it important to drink water?

1 Read and circle the correct words.

- 1 Some / Most / All of the brain is water.
- 2 The water we lose when we're very hot is called perspiration / blood / skin.
- 3 When we don't drink water, we sometimes have a toothache / an earache / a headache.
- 4 It's important to drink 4-6 / 6-8 / 8-10 glasses of water a day.

2 Look at the bar chart and line graph. Answer the questions.



- 1 Who drank five glasses of water on Sunday? Carolina
- 2 Which day did Juan drink the most water? _____
- 3 Which day did Carolina drink six glasses of water? _____
- 4 Which day did the children drink the same number of glasses of water? _____
- 5 Who drank the most water this week? _____

3 Look at activity 2. Write questions and ask a friend.

- 1 Who drank _____ glasses of water on _____ ?
- 2 How many glasses of water _____ ?
- 3 _____

Evaluation

1

Read and match.

- | | | |
|--|--------------------------------|--|
| 1 Ethan went to an Indian restaurant | <input type="text" value="b"/> | a to learn to make kebabs. |
| 2 Olivia bought rice | <input type="text"/> | b to have curry. |
| 3 Sandra went to a Greek cooking class | <input type="text"/> | c to put in the tacos. |
| 4 Oscar went to the supermarket | <input type="text"/> | d to buy meat and vegetables for the stew. |
| 5 Seth bought potatoes | <input type="text"/> | e to make sushi. |
| 6 Miguel cooked the meat | <input type="text"/> | f to make fish and chips. |

2

Read and circle the correct answers.

- My mom wanted me to _____.
a made my bed b make my bed
- The boy went to the park _____.
a to go skateboarding b to went skateboarding
- Paul wanted his sister _____.
a make tacos for dinner b to make tacos for dinner
- My dad bought some flowers _____.
a to give to my mom b to gave to my mom
- The teacher wants her students to _____.
a study hard b studied hard
- May made dumplings and noodles _____.
a to took to the party b to take to the party
- My grandparents wanted us to _____.
a visit them last summer b visited them last summer

3

Complete the sentences about this unit.

✓ = I can ... ✗ = I can't ...

- 1 ... name ten international foods.
- 2 ... talk about people wanting someone to do something.
- 3 ... talk about why someone did something using to.
- 4 ... talk about eating healthy food.
- 5 ... write a food blog with a recipe.
- 6 The part of this unit I enjoyed the most was _____.

4

Music

1 Think Look and write the words.

electric guitar keyboard flute violin clarinet trombone

1



Scott can play the
clarinet.

2



Amy can play the
_____.

3



Kai can play the
_____.

4



Maria can play the
_____.

5



Josh can play the
_____.

6



Amelia can play the
_____.

2 Think Circle the one that doesn't belong.

- | | | |
|------------|-----------|-----------------|
| 1 trumpet | saxophone | <u>keyboard</u> |
| 2 violin | trombone | electric guitar |
| 3 flute | cymbals | drums |
| 4 clarinet | violin | flute |

3 My World What's your favorite and least favorite instrument?

- My favorite _____.
- My least favorite _____.

My picture dictionary → Go to page 88: Write the new words.

4 Complete the chart.

Adjective	Adverb
loud	_____
quiet	_____
good	_____
bad	_____
beautiful	_____
quick	_____

5 Look and write sentences. Use the words in parentheses.



Ruben plays the cymbals
loudly. (Ruben / loud)



_____ (Mel / beautiful)



_____ (Jen / quiet)



_____ (Joe / good)



_____ (Nina / bad)

6 Complete the sentences about you.

- I _____ well.
- I _____ quickly.
- I _____ quietly.

7

Read and complete the sentences. Use the words in parentheses.



- 1 Dan plays the drums more loudly than Leah does (loudly).
- 2 Kim plays _____ Ed does (quickly).
- 3 Rosa _____ (better).
- 4 May _____ (beautifully).
- 5 Leah _____ (quietly).

8

Look at activity 7. Write the questions.

- 1 Who plays the keyboard more slowly, Kim or Ed?
Ed does.
- 2 _____
May does.
- 3 _____
Sara does.
- 4 _____
Dan does.
- 5 _____
Rosa does.

9



Complete the sentences about you.

- 1 I play an instrument _____ than _____ does.
- 2 I run _____ than _____ does.
- 3 _____ does gymnastics _____ than I do.
- 4 _____ sings _____ than I do.

10



Read the story again. Circle the correct words and then number.



- ☐ a It's an ocarina. **Jack / Ruby** tries to copy the tune.
- ☐ b The yeti gives the children a **tablet / present**.
- ☒ 1 c Jack, Ruby, and Sofia go back and find the **map** / yeti and the compass.
- ☐ d The magic **tablet / ocarina** takes the children and the yeti away!

11

Read and complete. Use the words in the box.

going ~~compass~~ ocarina slowly present yeti quickly


The children go back and get their map and ¹ compass . Then they see the ² _____. He gives them a ³ _____. It's an ⁴ _____. Jack plays the ocarina. He plays it ⁵ _____ and then again more ⁶ _____. What's happening? The children and the yeti are ⁷ _____ away.

12



What can you do to show the value: persevere?

- 1 You can practice a musical instrument every day.
- 2 _____
- 3 _____



Skills: Reading

- 13** Read Devon's interview. Complete with the correct form of the words in parentheses.

Devon Lee is a student at Oak School. He plays the violin in the school orchestra. He plays ¹ beautifully (beautiful) now, but he didn't play very ² _____ (good) two years ago. We talked to Devon about it, and this is what he said.

Interviewer: You play the violin very ³ _____ (good), Devon. Was it always easy for you?

Devon: No, it wasn't. Two years ago, I played very ⁴ _____ (bad).

Interviewer: Really? Tell me about it.

Devon: The teacher asked me to play in a school concert when the other violin player moved to a different school. I was very worried because the other player played ⁵ _____ (beautiful) than I did.

Interviewer: What happened?

Devon: The kids in the orchestra helped me practice for two weeks. They were great. I played very ⁶ _____ (good) at the concert. Those kids are my best friends now.

Interviewer: Wow. That's a great story, Devon. We all know friends can be a big help!



- 14** Look at activity 13. Read and write *true* or *false*.

- 1 Devon is very good at playing the violin.
- 2 He always played the violin beautifully.
- 3 The other violin player left Devon's school.
- 4 The teacher helped Devon practice for two weeks.
- 5 The children in the orchestra are now Devon's best friends.

true

- 15** **TIP** We know adjectives describe nouns. Adverbs describe verbs.

Adjective: John is *quick*.

Adverb: John runs *quickly*.

Read Devon's interview again. Circle three adverbs. Underline the verbs they describe.

Skills: *Writing*

16



My World Make notes about someone who had a problem and a friend who helped.


What was the person worried about?

How did the person's friend help?

What happened in the end?

17



 Write an interview about someone who solved a problem with a friend's help.




How do string instruments make high and low sounds?

1 Complete the sentences. Use the words in the box.

high ~~vibrate~~ low quickly lower higher

- 1 A string instrument makes a sound when the strings vibrate .
- 2 When something vibrates slowly, it makes a _____ sound.
- 3 When something vibrates quickly, it makes a _____ sound.
- 4 When we play a guitar, the thick strings make a _____ sound than the thin strings.
- 5 Short strings vibrate more _____ than long strings.
- 6 Short strings make a _____ sound than long strings.

2 Look and answer the questions.



- 1 Who is making a high-pitched sound?
Katie
- 2 Why is the sound higher?
Because the string is _____ .
- 3 Who is making a low-pitched sound?

- 4 Why is the sound lower?

- 5 Alice makes the guitar string tighter.
What happens to the sound it makes?

3 In your notebook, design and write about a string instrument.

Evaluation

1 Read and complete. Use the correct form of the words in the boxes.

quiet bad good

My name is Linda, and I'm in the school band. I love music. I play the trombone and the trumpet. I play them very ¹ well . Everyone says I'm the best. I like to sing, too, but I sing ² _____ . Sometimes our teacher asks me to sing more ³ _____ !

quick slow bad

I'm not very sporty. I always run very ⁴ _____ . I never win a race. My best friend, Nick, runs more ⁵ _____ than I do. And I'm ⁶ _____ at playing soccer than all the other kids in my class!

quiet quick loud

I'm very friendly and talkative. I talk more ⁷ _____ than any of my friends. Sometimes they ask me to slow down. I talk very ⁸ _____ , too. I have to try to talk more ⁹ _____ when I'm in the library or in class.

2 Look at activity 1. Answer the questions.

- 1 Does Linda play the trombone badly? No, she doesn't. She plays well.
- 2 What does Linda's teacher ask her to do? _____
- 3 Does Linda run slowly? _____
- 4 Who runs more quickly, Linda or Nick? _____
- 5 Does Linda talk quietly and slowly? _____

3 Complete the sentences about this unit.

✓ = I can ... ✗ = I can't ...

- ☐ 1 ... name ten musical instruments.
- ☐ 2 ... talk about how someone does something.
- ☐ 3 ... compare how people do things.
- ☐ 4 ... talk about ways to persevere.
- ☐ 5 ... write an interview.
- 6 The part of this unit I found the most interesting was _____ .

Review Units 3 and 4

1



Read and write the words. Then find and circle.

1 This food is meat and vegetables on a stick.

You can eat it in Greece. kebabs

2 You hold this instrument in your hands.

Then you hit the two parts together.

3 This is a Japanese dish with rice, fish,

and vegetables. _____

4 This instrument is like a piano, but it's

smaller. _____

5 Part of this dish is from the ocean. The other

part is made of potatoes. _____

6 You blow into this instrument. It's bigger

than a trumpet. _____

7 This food is popular in Thailand, China, and

Japan. It's like pasta. _____

8 You blow into this instrument. You hold it to

the side, not in front of you. _____

F	C	Y	M	B	A	L	S	X	D
I	W	L	W	T	G	E	H	D	U
S	O	H	Y	V	A	N	F	U	Y
H	P	Q	Z	L	S	O	L	G	Y
A	F	L	U	T	E	B	D	E	B
N	I	H	S	U	S	M	B	W	Y
D	O	K	E	Y	B	O	A	R	D
C	D	C	L	F	V	R	V	U	J
H	T	S	D	E	S	T	A	K	G
I	L	O	O	V	M	J	E	I	R
P	P	G	O	S	B	A	B	E	K
S	Q	H	N	F	W	H	P	Q	H

2

Read and circle the correct answers.

1 Jamie _____ Tom.

a talks very quietly

b talks more quietly than

c talks quiet than

2 Our teacher _____ do our homework.

a wanted us

b wants us to

c wants us

3 You play the saxophone _____ I do.

a well than

b better than

c best than

4 Billie went to the supermarket _____ rice and fish.

a to buy

b buy

c to bought

5 My sisters and I cooked the stew _____.

a very quickly

b very good

c very quick

3



Read and complete the chart.



John, Sarah, and Peter are in a band. Last night, they went to a restaurant to have dinner after the concert. They each had a different dish. Read the clues. Which instrument does each person play? What did each person eat?

Clues:

- 1 Peter ate Japanese food.
- 2 The keyboard player and the electric guitar player are boys.
- 3 The electric guitar player didn't eat sushi.
- 4 Sarah doesn't like rice.

	drums	electric guitar	keyboard	sushi	paella	tacos
Peter				✓		
Sarah						
John						

4



Answer the questions about you.

- 1 What's your favorite international food?

- 2 What country is it from?

- 3 What did your teacher want you to do in English class today?

- 4 What did your friend want you to do yesterday?

- 5 Which musical instrument would you like to learn to play?

5

Now and then

1




Read and complete the sentences.

- 1 My dad reads the sports page in our city's newspaper every day.
- 2 When I don't know a word, I usually look it up in a _____.
- 3 My friends and I like to play _____ on my laptop after school.
- 4 My mom bought a new _____ for her e-reader.
- 5 I wrote a _____ to my aunt last week, because she doesn't have a computer.

2



Look and write the words in the chart.



Things that don't use electricity

Things that use electricity

a letter

3



How often do you use the things in activities 1 and 2?

- 1 I never _____.
- 2 I sometimes _____.
- 3 _____ every day.

My picture dictionary



Go to page 89: Write the new words.

4 Look and complete the sentences with *could* or *couldn't*.



- 1 Mary could use an encyclopedia in 1970.
- 2 She _____ use the Internet in 1970.
- 3 She _____ read an e-book in 2010.
- 4 She _____ write a letter in 1970.
- 5 She _____ play online games in 1970.

5 Look at activity 4. Write sentences about Mary.

- 1 check the weather on a website / 2010
Mary could check the weather on a website in 2010.
- 2 use an encyclopedia / 1970

- 3 send an email / 1970

- 4 use the Internet / 2010

- 5 read an e-book / 1970

6 Put the words in order.

- 1 an / My grandmother / couldn't / email / 1960. / send / in
My grandmother couldn't send an email in 1960.
- 2 use / Your father / could / dictionary / young. / a / was / when / he

- 3 1995. / could / online / People / play / in / games

- 4 1980. / Sam's mother / read / e-books / in / couldn't

- 5 could / letters / 1970. / send / My grandfather / in

7 Look and answer the questions.




2 years old



3 years old



4 years old



5 years old



6 years old



7 years old



8 years old



9 years old



10 years old



11 years old

- 1 Could Miguel swim when he was five?
- 2 Could Miguel make tacos when he was eleven?
- 3 Could he read an e-book when he was two?
- 4 Could he read a newspaper when he was three?
- 5 Could he make a website when he was nine?

Yes, he could.

8 Write the questions and complete the answers.

- 1 Could Miguel ride a bike when he was four? (ride a bike / four)
No, he _____.
- 2 _____ (play online games / six)
 _____, he _____.
- 3 _____ (juggle / ten)
 _____, he _____.
- 4 _____ (skateboard / seven)
 _____, he _____.

9 Write questions and answers about you.

- 1 Could you read when you were five? (read / five) _____
- 2 _____ (do cartwheels / nine) _____

10



Read the story again. Match and then number.


☐

The children find ____

☐

Jack almost sits ____

☒
1 The children and the yeti climb b
☐

The yeti catches ____

a Ruby when she falls.

b in the snow, and it's dangerous.

c a letter when the snake leaves.

d on a snake in the cave.

11

Read and complete. Use the words in the box.

rock mountains Emoclew cave snowing snake Sofia catches

The children and the yeti arrive in the ¹ mountains . It's dangerous because it's windy, and it's ² _____. Ruby falls, but the yeti ³ _____ her. The children follow the yeti into a ⁴ _____. Jack thinks he's sitting down on a ⁵ _____, but it's a ⁶ _____ ! When the snake goes away, ⁷ _____ sees a letter. The address is in ⁸ _____. The children decide to take the letter with them.

12



What can you do to show the value:
protect your friends?

1 You can share your umbrella with your friends when it rains.

2 _____

3 _____



Skills: Reading

- 13 Read Robert's essay. Then look at the pictures and circle ☺ or ☹.

Robert Simmons

The good and the bad of cell phones

Everyone loves new technology. People want to buy the newest computers, tablets, cell phones, and other gadgets. But our grandparents couldn't call or text their friends on cell phones. They couldn't look up information on computers or tablets. Are we happier now than they were then? I don't think so.

Cell phones are great. We can call our parents. We can call quickly for help in an emergency. We can text our friends and family. We can take photographs using our phones, so we don't have to carry a camera around. We can even go online with smartphones to get directions or find a good restaurant.

But cell phones aren't always great. We see people playing games or texting on their phones when they're with their family and friends. Why aren't they talking to each other? Some people drive and use their cell phones, and that's very dangerous. Some people walk and text at the same time. They sometimes fall and get hurt.

I think cell phones are great, but we have to be careful that we don't use them too much!



- 14 Look at activity 13. Complete the sentences.

- 1 Robert thinks we're not happier now than our grandparents were then.
- 2 We can use cell phones to call quickly _____.
- 3 We can also use cell phones to find _____.
- 4 Robert thinks people shouldn't play games or text when they're with _____.
- 5 He thinks driving and _____.

- 15 **TIP** We join two sentences together using **or**. We use **or** when there's a choice.

You can read the article in the newspaper. You can read the article online. →
You can read the article in the newspaper **or** online.

Read Robert's essay again. Underline the sentences that use *or* and circle the two choices in each sentence.

Skills: *Writing*

16




My World Make notes about a kind of technology. Complete the chart about the good and bad things about it.

Kind of technology _____

Good	Bad
_____	_____
_____	_____
_____	_____

17




 Write an essay about the good and bad things about a kind of technology.



What do primary sources tell us about life in the past?

- 1** Look and write the words under the pictures. Then check (✓) the primary sources from ancient Egypt.

history book ~~painting~~ board game jewelry tools website statue



painting



- 2** Look at activity 1. Read and write the letters.

- 1 This tells us that the Egyptians liked to play games.
- 2 This tells us that the Egyptians could make and play musical instruments.
- 3 This tells us that the Egyptians used tools for farming.
- 4 This tells us that the Egyptians wore beautiful objects.
- 5 This tells us that the Egyptians could make things from stone.

e

- 3** Imagine you see the primary sources from activity 1 in a museum. Choose two and write a question you can ask about each one.

- 1 _____
- 2 _____

Evaluation

1 Read and complete with *could* or *couldn't*.

My Uncle Bill is a smart man, but he isn't good at using technology. He tried to send an email, but he

¹ couldn't turn on the computer. He tried to text

my aunt, but he ² _____ remember her cell phone number. He tried to read an e-book, but he

³ _____ turn on his e-reader. He


⁴ _____ play online games on his tablet

because I helped him. "⁵ _____ you use a computer when you were young?" I asked him.

"No, Alice" he said. "We ⁶ _____ use computers

then because we didn't have them! But we ⁷ _____ read newspapers,

magazines, and send letters." Now I know why Uncle Bill isn't good at using technology!



2 Look at activity 1. Answer the questions.

1 Could Uncle Bill send an email? Why or why not?

No, he couldn't. He couldn't turn on the computer.

2 Could he play online games? Why or why not?

3 Could he read an e-book? Why or why not?

4 Could he use a computer when he was young? Why or why not?

3 Complete the sentences about this unit.

✓ = I can ... ✗ = I can't ...

☐ 1 ... name ten kinds of technology.

☐ 2 ... talk about what people *could* and *couldn't* do in the past.

☐ 3 ... ask about what people *could* do in the past.

☐ 4 ... say how to protect my friends.

☐ 5 ... write an essay about the good and bad things about technology.

6 My favorite part of this unit was _____.

6

The environment

1



Read and write the words. Then number the pictures.

- 1 We use this to get hot water in our homes and sometimes to cook. gas
- 2 We use this for our lights, our computers, and many other things. _____
- 3 This is a hard, thick kind of paper. Boxes are made of this. _____
- 4 If we don't have this, we can't live. Plants and animals need it, too. _____
- 5 Drinks cans, parts of bicycles, and parts of planes are made of this. _____
- 6 This material can break easily. Bottles are sometimes made of this. _____



2



Read and correct the underlined words.

- 1 Newspapers and magazines are made of cardboard. paper
- 2 People can't use wind power in places that don't get much Sun. _____
- 3 Be careful with that bottle because it can break. It's made of paper. _____
- 4 My cousin lives close to a wind farm, so they use solar power, not gas. _____
- 5 Give the baby the aluminum cup, not the glass one. It's safer. _____

3



What do you use that's made of plastic? What do you use that's made of aluminum?

- 1 I use _____ and _____. They're made of plastic.
- 2 _____. They're made of aluminum.

My picture dictionary



Go to page 90: Write the new words.

4

Read and complete the interview with *should* or *shouldn't*.

Baytown School news

Keep Baytown green

Kevin is the leader of the Baytown School Environment Club. Our reporter, Jenny, asked Kevin for some ideas for keeping Baytown green.



Jenny: Kevin, tell us about some things young people should do to help keep Baytown green.

Kevin: There are a lot of things we should do. We ¹ should recycle plastic, aluminum, and paper. We ² _____ throw away newspapers, magazines, and cardboard. We ³ _____ recycle them.

Jenny: What about trash? There are some things that we can't recycle.

Kevin: Yes, Jenny, that's right. We ⁴ _____ make a lot of trash, and we ⁵ _____ use a lot of plastic bags because we can't recycle them.

Jenny: But we can reuse plastic bags.

Kevin: Yes, we ⁶ _____ reuse plastic bags when we can.

Jenny: Let's talk about other things we can do at home.

Kevin: Well, we ⁷ _____ use a lot of water. We ⁸ _____ reuse rainwater in our yards.

Jenny: And we ⁹ _____ waste electricity.

Kevin: Yes, we ¹⁰ _____ turn off lights and computers when we aren't using them.

Jenny: How about outside our homes?

Kevin: We ¹¹ _____ ask our parents to drive us everywhere. We ¹² _____ walk or take the bus.

Jenny: Thank you for those great ideas, Kevin. Now let's all work hard to keep Baytown green!

5

Read and write *true* or *false*.

- 1 Kevin is the school newsletter reporter. false
- 2 The name of the club is Baytown Student Green Club. _____
- 3 There aren't many things young people can do to help the environment. _____
- 4 We should reuse plastic bags. _____
- 5 People shouldn't leave their computers on all the time. _____
- 6 People should travel by car a lot. _____

6



Which of Kevin's ideas do you think are the most important? Name two.

- 1 I think we should _____.
- 2 I think _____.

7 Answer the questions. Then check (✓) the correct picture.

1 What should we do to save water?

We should collect rainwater for
our yards.




2 What should we do to save electricity?



3 What should we do to use less paper?



4 What should we do to reduce waste?



5 What should we do to save forests?



8 Complete the questions. Then circle the correct answers.

1 What should we do to save energy?

a We should use solar energy.

b We should throw our trash in the trash can.

2 What _____ save water?

a We should recycle our cans.

b We should take showers, not baths.

3 What _____ paper?

a We should write on both sides.

b We should use solar energy.

4 _____ waste?

a We should reuse and recycle.

b We should do less homework.

5 _____ gas?


a We should collect rainwater for our yards.

b We should use less hot water.

9



Read the story again. Correct the sentences and then number.



- ☐ a They follow the eagle to the rope mountain.

- ☐ b Ruby sees that the bridge is new and tells Jack. They fix it.

- ☒ 1 c The children pick up the eagle and take it with them.
The children pick up the trash and take it with them.
- ☐ d Jack helps the yeti, and it flies away.

10

Read and match the questions and answers.

- | | | |
|---|---------------------------------------|-----------------------|
| 1 Did the children pick up the trash? | <input checked="" type="checkbox"/> c | a Yes, it is. |
| 2 Who helped the eagle fly away? | <input type="checkbox"/> | b They use a rope. |
| 3 Where does the eagle take the children? | <input type="checkbox"/> | c Yes, they did. |
| 4 Is the bridge broken? | <input type="checkbox"/> | d Jack did. |
| 5 What do they use to fix it? | <input type="checkbox"/> | e To the rope bridge. |

11



What can you do to show the value: reuse and recycle?

- 1 You can recycle newspapers and magazines.
- 2 _____
- 3 _____



Skills: Reading

12 Read Kerry's blog. Write the words under the pictures.

Go green with Kerry!

Hey, everybody! We all know we should reduce waste, reuse, and recycle. We know we shouldn't throw away old things if we can use them again. So I have a great message board you can make with ugly, old things. Here's what you need:

A baking tray
A hammer and a nail
Wrapping paper
Scissors
Glue
An empty can
Bottle tops
Notepaper
Magnets

- 1 Ask your mom or dad to make a hole in one end of the baking tray with a hammer and a nail.
- 2 Measure and cut the wrapping paper to fit the baking tray. Glue the wrapping paper to the baking tray.
- 3 Measure and cut the wrapping paper to fit the can. Glue the wrapping paper to the can. Glue two magnets to the side of the can. Put the can on the baking tray for pens and pencils.
- 4 Glue magnets inside the bottle tops. Cover the front with notepaper. Put your board on the wall.

And there you have it! A beautiful new message board!
Visit my blog next time for ideas about saving energy.



magnets

13 Look at activity 12. Put the sentences in order.

- ☐ a Stick wrapping paper on the baking tray and the can with glue.
- ☐ b Put your message board on the wall.
- ☒ 1 c Find an old baking tray and an aluminum can.
- ☐ d Put magnets on bottle tops and put them on the board.
- ☐ e Ask for help to make a hole in one end of the baking tray.

14 **TIP** Antonyms are words that have opposite meanings.

We had *good* weather on vacation. It was sunny every day.

We had *bad* weather on vacation. It rained every day.

Read Kerry's blog again. Circle the examples of antonyms.

Skills: Writing

15



Make notes about something you can make by reusing old things.

What can you make? _____

What do you need? _____

Circle the verbs you need to use in your writing: find, put, measure, cut, glue, make a hole, cover

Make notes about how you make it: _____

16




Write a blog about reusing things to make something new.

What happens to our old glass bottles?

1 Look and write the words under the pictures.

furnace recycling bin green glass clear glass ~~melted glass~~ sand



melted glass



2 Put the sentences in order.

- ☐ a A big truck comes and takes our old glass bottles away.
- ☐ b They use the melted glass to make new bottles.
- ☐ c The clear glass, green glass, and brown glass go in different groups.
- ☒ 1 d We put our glass bottles in a recycling bin.
- ☐ e Stores sell the recycled glass bottles.
- ☐ f The glass melts.
- ☐ g They put the glass and sand in a furnace.
- ☐ h Machines break the glass and mix it with sand.

3 How much glass, plastic, aluminum, and paper do you recycle each week?
Make a bar chart.

Evaluation

1 Read and complete. Use the words in the box.

shouldn't cardboard electricity ~~aluminum~~ should water plastic glass

Mandy's room is a mess! There are ¹ aluminum cans on the desk. There are ² _____ bottles under the desk. There are ³ _____ bags under the bed. There are newspapers and magazines on the floor close to a big ⁴ _____ box. She should recycle the cans and bottles. She ⁵ _____ recycle the newspapers and magazines, too. Her computer and desk lamp are on. She should turn them off to save ⁶ _____. Mandy is in the bathroom now. She is taking a long bath. She should take showers to save ⁷ _____. And she ⁸ _____ be so messy!



2 Read activity 1. Answer the questions.

1 What should Mandy do with the cans and bottles?

She should recycle the cans and bottles.

2 What should Mandy do to save paper?

3 What should Mandy do to save electricity?

4 What should Mandy do to save water?

3 Complete the sentences about this unit.

✓ = I can ... ✗ = I can't ...

☐ 1 ... name ten words about the environment.

☐ 2 ... talk about what people *should* and *shouldn't* do.

☐ 3 ... ask about what people *should* do.

☐ 4 ... say how to reuse and recycle.

☐ 5 ... write a blog about making something new from recycled things.

6 The part of this unit I found the most useful was _____.

Review Units 5 and 6

1



Read and complete the word puzzle.



Across

- 2 This is a book of words.
- 5 A lot of bags are made from this.
- 6 We play this on the computer.
- 7 This is a big book with a lot of information.
- 9 We read this on a tablet or an e-reader.

Down

- 1 This gives us light at night.
- 3 This comes from trees.
- 4 This is what we use when we go online.
- 8 We need this to live.

2

Read and circle the correct answers.

- 1 Lisa couldn't _____ because it was broken.
a reused the plastic bag b reuse the plastic bag
- 2 Phillip shouldn't _____.
a play online games all day b played online games all day
- 3 _____ you use a computer when you were young? No, I _____.
a Could, could b Could, couldn't
- 4 What _____ we do to save paper? We _____ write on both sides.
a should, should b should, shouldn't
- 5 When my dad was at school, he _____ use an encyclopedia, but he _____ look for information on the Internet.
a couldn't, couldn't b could, couldn't
- 6 _____ you swim when you were six? No, but I _____ swim well now.
a Could, couldn't b Could, can

3



Read and match the questions and answers.

- 1 Could you read when you were three?
- 2 My grandma doesn't have a computer, so I can't send her emails.
- 3 Could you use a computer when you were six?
- 4 I don't like going to bed early, but I'm always tired in the morning.
- 5 Could you speak English when you were seven?
- 6 I like playing sports outside in the summer, but I sometimes feel tired and get a headache.

d



- a No, I couldn't, but I could understand a little.
- b You should drink a lot of water when you exercise.
- c You should send her letters.
- d No, I couldn't, but I liked looking at the pictures.
- e You shouldn't play online games late at night.
- f I could turn it on, but I couldn't use the Internet.

4



Answer the questions about you.

- 1 What technology do you use the most at home?

- 2 Write two things you could do when you were four.

- 3 Write two things you couldn't do when you were six.

- 4 What kinds of energy do you use at home – electricity, gas, solar energy, or wind energy?

- 5 What things do you usually recycle?

- 6 What things do you usually reuse?


7

Space

1 *Think* Read and write the words. Then number the pictures.

- 1 We live on the planet Earth.
- 2 An _____ travels into space.
- 3 There are eight _____ in our solar system.
- 4 Astronauts travel to space in a _____.
- 5 The Sun is a big _____.
- 6 Neil Armstrong was the first man on _____.

r t E h a
t t r n s a a o u
e a t l p s n
t f r s c p c a e a
r t a s
h e t o M n o



2 *Think* Circle the one that doesn't belong.

- | | | |
|-----------------|------------|------------------|
| 1 Earth | spacecraft | Mars |
| 2 spacecraft | spacesuit | Earth |
| 3 astronaut | planets | stars |
| 4 the Moon | Mars | Earth |
| 5 space station | Mars | space laboratory |

3 *My World* What did you see in the sky last night? What didn't you see?

- 1 I saw _____.
- 2 I didn't see _____.

My picture dictionary → Go to page 91: Write the new words.

4

Look at Andy and Amy's calendar for next week. Complete the sentences.

Monday	Tuesday	Wednesday	Thursday	Friday
Andy and Amy: Go to the movies Start space mission	Amy: Take photographs of Earth Andy: Clean up the spacecraft	Have a day off Andy and Amy: Arrive at the space station	Andy: Do experiments in the space laboratory Amy: Work outside the space station	Amy: Clean the spacesuits Andy: Have an interview with NASA

- 1 Andy isn't going to have an interview with NASA on Wednesday.
- 2 Amy _____ take photographs of Earth on Tuesday.
- 3 Andy _____ clean up the spacecraft on Friday.
- 4 Andy and Amy _____ arrive at the space station on Wednesday.

5

Look at activity 4. Write the sentences.

- 1 Andy / Tuesday

Andy's going to clean up the spacecraft on Tuesday. He isn't going to take
photographs of Mars.

- 2 Amy / Thursday

- 3 Andy and Amy / Monday

- 4 Andy / Thursday

- 5 Amy / Friday

6



Write two things you're going to do tomorrow and two things you aren't going to do.

- 1 I'm going to _____ .
- 2 I'm _____ .
- 3 I'm not _____ .
- 4 _____ .

7 Put the words in order. Then circle the correct answers.

1 you / to / going / go / to / space camp? / Are

Are you going to go to a space camp?

a Yes, I do.

b Yes, I am.

2 going / he / do / is / at / What / to / the / space station?

a He's going work outside.

b He's going to work outside.

3 to / the / climb / they / Are / going / Mars climbing wall?

a No, they aren't.

b Yes, they did.

4 about / going / she / learn / Is / to / space missions?

a Yes, she going to.

b Yes, she is.

5 going / astronauts? / to / Are / meet / you

a No, you aren't.

b No, we aren't.

8 Look and answer the questions.



1 What's George going to do this weekend?

He's going to bake a cake.

2 Is Abby going to bake a cake this weekend?

3 What's she going to do?

4 Is Sam going to play on the computer this weekend?

5 What's Christine going to do this weekend?

9 What are you going to do this weekend?

1 I'm _____.

2 _____.

10



Read the story again. Circle the correct words and then number.



- ☐ a They find a _____ with the letter W on it.
a wheel b map c tree
- ☐ b They find the _____ under the star and look under it.
a tablet b wheel c tree
- ☐ c They all think and try to guess the _____.
a letter b password c number
- ☒ 1 d The children look up at the _____ to find the brightest star.
a city b sky c forest

11

Circle the mistakes and write the correct words.


- 1 Ruby is pointing to the biggest star in the sky. brightest
- 2 A red wheel is under the tree, coming out of the ground. _____
- 3 The children need the map to enter the city of Emoclew. _____
- 4 There are five blanks on the wheel for the other letters. _____
- 5 The children know that the letter C is important. _____

12



When do you show the value:
think logically?

- 1 You think logically when you solve math problems.
- 2 _____
- 3 _____



Skills: Reading

13 Read David's comic story. Circle the correct words.



I'm going to be ¹a spacesuit / an astronaut. I'm learning to fly a ²spacecraft / space station and float in zero gravity because soon I'm going to travel into space.



It's important to exercise in space, so I'm going to take a running machine. I'm ³going / go to take my dog Max and my laptop, too. I wonder, is there Internet in space?



Max and I ⁴am / are going to go for a walk on the Moon every day. We're going to get rock samples and then work in the ⁵Earth / space laboratory.



We're going to see big rocks ⁶floating / walking in space. We're going to break the biggest ⁷rocks / stars with lasers, so they can't come down to Earth. We're going to save our ⁸Sun / planet!

14 Look at activity 13. Answer the questions.

1 Is David going to be an astronaut?

Yes, he is.

2 What's he doing to prepare?

3 What's he going to take?

4 Where are they going to work?

5 What are they going to do to the big rocks?

15 **TIP** Some words are both verbs and nouns.

The bird can *fly*. – There's a *fly* on the window.

I *walk* to school. – My mom and I go for a *walk* every evening.

My brother likes to exercise. – That's a difficult exercise.

Read David's comic story again. Find and circle *fly*, *exercise*, and *walk*.

Are they verbs or nouns?

Skills: *Writing*

16



Imagine you're going to travel to space. Make notes about your trip.

What are you going to do to prepare?	<hr/> <hr/>
What are you going to take?	<hr/> <hr/>
What are you going to do in space?	<hr/> <hr/>
How are you going to help the people on Earth or other planets?	<hr/> <hr/>

17

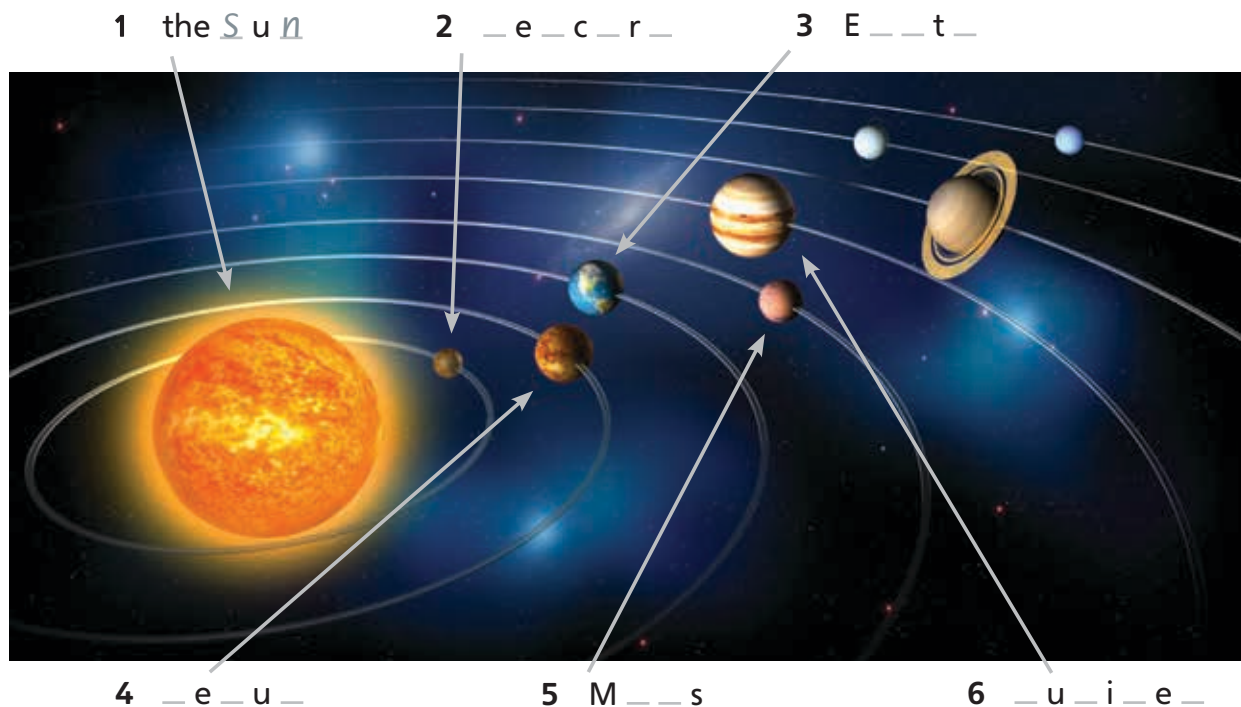


Write a comic story about your trip to space. Draw pictures.

<div></div> <div><hr/><hr/><hr/></div>	<div></div> <div><hr/><hr/><hr/></div>
<div></div> <div><hr/><hr/><hr/></div>	<div></div> <div><hr/><hr/><hr/></div>

How are the planets different?

1 Look and complete the words.



2 Read and write the words from activity 1.

- 1 It's the planet we live on. Earth
- 2 It's the biggest planet in our solar system. _____
- 3 It's the smallest planet in our solar system. _____
- 4 It's the planet closest to Earth. _____
- 5 It's one of the rock planets, and it's fourth in our solar system. _____
- 6 All the planets orbit it. _____

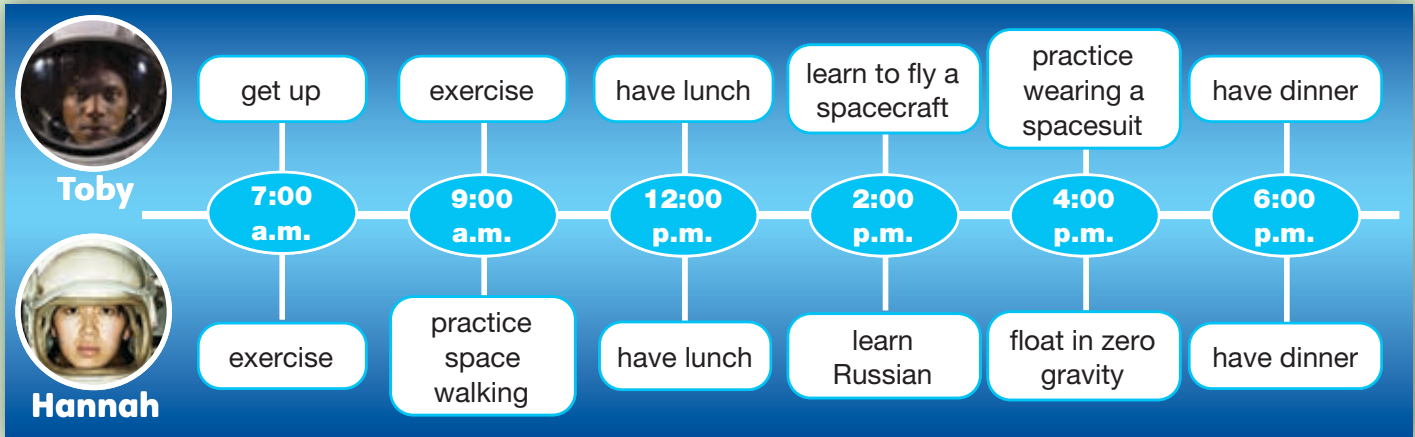
3 Write sentences about our solar system. Use the words in the box.

is has moves is made of there are

- 1 Jupiter is made of gas.
- 2 _____
- 3 _____

Evaluation

1 Look at the timeline. Write sentences.



1 Toby / zero gravity / four o'clock
Toby isn't going to float in zero gravity at four o'clock.

3 Toby and Hannah / lunch / twelve o'clock

2 Hannah / spacesuit / four o'clock

4 Hannah / Russian / six o'clock

2 Look at activity 1. Answer the questions.

- Is Toby going to get up at 12:00 p.m.?
- Is Toby going to exercise at 9:00 a.m.?
- Is Hannah going to learn Russian at 2:00 p.m.?
- Are Toby and Hannah going to have dinner at 8:00 p.m.?

No, he isn't.

3 Complete the sentences about this unit.

✓ = I can ... ✗ = I can't ...

- ☐ ... name ten words about space travel and space.
- ☐ ... talk about what people are *going to* do in the future.
- ☐ ... ask about what people are *going to* do in the future.
- ☐ ... talk about ways to think logically.
- ☐ ... write a comic story about space travel.

6 My favorite part of this unit was _____.

8

Celebrations


1 *Think* Look and complete the sentences.



1 A pirate doesn't wear a mask.



2 My uncle is a very good _____.



3 Rebecca's going to be a _____ in a carnival parade.



4 A _____ makes people laugh.

2 Read and complete the sentences.

- 1 When you put this on, no one can see your face. It's a mask.
- 2 This is an animal you can see and read about in story books. It's a _____.
- 3 These are beautiful colorful lights in the dark sky. They're _____.
- 4 There are fun, scary rides at this place. It's an _____.
- 5 This is big and beautiful, and people stand on it in a parade. It's a _____.
- 6 Dancers, clowns, and pirates wear this in a parade. It's a _____.

My picture dictionary



Go to page 92: Write the new words.

3

Look and complete the sentences with *who*, *that*, or *where*.

- 1 This is the park where we have a carnival in our town every year.
- 2 These are the musicians _____ play the music.
- 3 These are the fireworks _____ we see in the sky at night.
- 4 These are the floats _____ are in the parade.
- 5 This is the street _____ we watch the parade.
- 6 These are the dancers _____ dance on the floats.



4

Put the words in order.

- 1 where / we / the amusement park / went on / rides. / This is
This is the amusement park where we went on rides.
- 2 a pirate. / man / He's / who / the / dressed up / as

- 3 the most. / I / float / That's / that / like / the

- 4 there's / the town / where / This is / carnival / a big / every year.

- 5 the / She's / makes / woman / who / masks. / the

5

Join the two sentences using *who*, *that*, or *where*.

- 1 This is the clarinet. I played it in the talent show.
This is the clarinet that I played in the talent show.
- 2 This is the town. There was a bad storm last night.

- 3 This is the astronaut. He's going to fly the spacecraft.

- 4 These are the dumplings. My mother cooked them for me.

- 5 It's the costume. My uncle made it for the parade.

6 Look and complete the questions and answers.



A: Is this your cousin
who lives in Italy?

B: _____, it _____.
 I don't have any cousins
 in Italy.



A: Is this the hotel _____
 you stayed?

B: _____, it _____.
 Of course not.



A: Is this the cake _____
 your aunt baked for your
 birthday?

B: _____, it _____.
 It was delicious!



A: Is this the amusement park
 _____ your uncle took
 you?

B: _____, it _____.
 It was a lot of fun.



A: Is this your aunt _____
 lives in the United
 Kingdom?

B: _____, it _____.
 That's my mom!

7 Write questions and answers.

1 amusement park / there are scary rides

Is this the amusement park where there are scary rides? ✓ Yes, it is.

2 friend / good at street dancing

_____ X _____

3 costume / you wore in the play

_____ ✓ _____

4 restaurant / Tim had lunch

_____ ✓ _____

5 teacher / teaches you English

_____ X _____

8



Read the story again. Circle the correct words and then number.



- ☐ a They have a lot of fun with the yetis at their **party** / **parade**.
- ☐ b The children find another word clue on the **street sign** / **door** and go back home.
- ☐ c They enter the competition, and their **password** / **game** wins!
- ☒ 1 d The children find the password **Welcome** / **Go home** and enter the yeti city.

9

Read and complete. Use the words in the box.

door streets ~~lost~~ competition envelope yeti great home friends

When Ruby enters the password, the doors to the ¹ lost city open. The ² _____ is happy to be home. The yetis in the city welcome the children and the yeti with a party. They all have a ³ _____ time. When the children dance down the ⁴ _____ of the lost city, they see a sign that says Emoh Og. That's the street on the ⁵ _____. They find number 3 and go in the open ⁶ _____. They're ⁷ _____ again, and the game is finished. Sofia enters the computer game ⁸ _____, and she wins! She shares the prize with her ⁹ _____.

10



Write about two times when you showed the value: share success with your friends.

- 1 I shared success with my friends
when we won the soccer game.
- 2 _____
- 3 _____



Skills: Reading

11 Read Tara's email. Then number the pictures.

Hello Lucy,

We're on vacation in the United States. We're staying with my cousins, Lily and John. They're the cousins who live in Florida. I'm having a great time. You can see the photographs that we took at Super Fun Park in this email. Super Fun Park is the place where we had a party for my birthday last Saturday. We had a great time. The rides were scary, but they were fun. My favorite ride was the roller coaster.

We had hot dogs, hamburgers, and a big chocolate birthday cake for lunch. Then we went to the water park. It was a hot day, but the water was cold! John and I went down the water slide ten times! John can swim, but Lily can't, so we didn't stay there for a long time.

That night, there was a parade with musicians and dancers and then amazing fireworks. I fell asleep in the car on the way home. I was tired, but I was happy. It was the best birthday ever!

See you next week.

Love,
Tara



12 Look at activity 11. Circle the mistakes. Then write the sentences correctly.

1 Tara is staying in Florida with her friends, Lily and John.

Tara is staying with her cousins, Lily and John.

2 They celebrated Lily's birthday at Super Fun Park.

3 They had pizza, hamburgers, and chocolate cake for lunch.

4 They didn't stay long at the water park because John can't swim.

5 There was a carnival with dancers and musicians that night.

13 **TIP** Use *but* to join two sentences together with opposite ideas.

The box is big. It's not heavy. – The box is big, *but* it's not heavy.

You're happy. I'm not happy. – You're happy, *but* I'm not.

Read Tara's email again. Underline the sentences with *but*.

Skills: Writing

14



Make notes about a celebration or a visit to a theme park, an amusement park, or a carnival on the chart.

Where did you go?

Who did you go with?

What did you do?

15



Write an email about a celebration or a visit to a theme park, an amusement park, or a carnival.


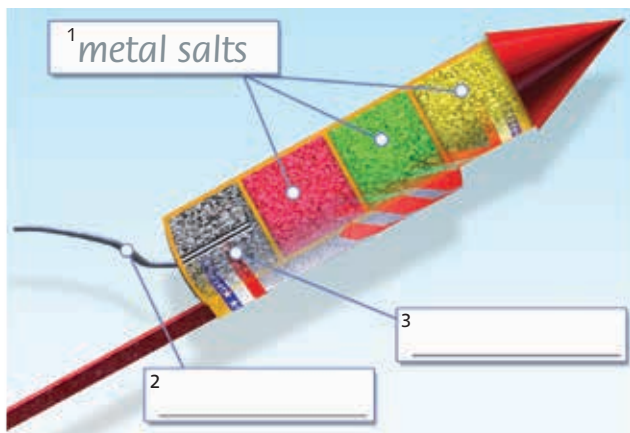
Dear _____,

Love,

How do fireworks work?

1 Look and write the words from the box.

fuse gunpowder metal salts lithium sodium copper



2 Read and complete the sentences. Use the words in the box.

metal salts gas fuse sound air gunpowder explodes

Someone lights the

1 fuse,
so the
2 _____
burns.

3 _____

makes the
fireworks go up
into the
4 _____.

The gunpowder

5 _____
and makes a loud
6 _____.

Different kinds of

7 _____
inside the fireworks
make bright lights
in different colors.

3 Plan a celebration.

What are you going to celebrate?

When and where are you going to have the celebration?

What are you going to do?

Evaluation

1 Read and complete.



This is the parade ¹ that our town has every summer. And that's me! I'm Tim. I'm the boy ² _____ looks like a pirate. That's the costume ³ _____ my mom made for me.



That's the place ⁴ _____ they keep the floats. My favorite float is the one ⁵ _____ looks like a dragon. Those dancers have masks ⁶ _____ look beautiful.



These are the musicians ⁷ _____ play the music. The man ⁸ _____ plays the drum is my dad. That's the float ⁹ _____ they always play.



After the parade, there's an amusement park ¹⁰ _____ we can go on rides and buy delicious things to eat. This is also the place ¹¹ _____ we have fireworks at night. It's great!

2 Look at activity 1. Answer the questions.

- 1 Is Tim the boy who is dressed up as a clown? No, he isn't.
- 2 Is he wearing a costume that his mom made? _____
- 3 Is Tim's favorite float the one that looks like a pirate? _____
- 4 Is the man who plays the drum Tim's uncle? _____

3 Complete the sentences about this unit.

✓ = I can ... ✗ = I can't ...

- ☐ 1 ... name ten things you sometimes see at celebrations.
- ☐ 2 ... talk about people, places, and things using *who*, *where*, and *that*.
- ☐ 3 ... ask about people, places, and things using *who*, *where*, and *that*.
- ☐ 4 ... talk about how you share success with your friends.
- ☐ 5 ... write an email about a celebration at a fun place or event.
- 6 The part of this unit I found the most interesting was _____.

Review Units 7 and 8

1



Complete the sentences. Then find and circle the words.

- There are eight planets in our solar system.
- There's a _____ with a parade and an amusement park in our town every year.
- We can see many beautiful _____ on a clear, dark night.
- That _____ has a red nose, wears a colorful costume, and is very funny.
- It's not easy for an astronaut to learn how to fly a _____.
- In China, people think the _____ is a lucky animal.
- An astronaut has to wear a _____ when he's outside the spacecraft.
- If you wear a _____, people aren't going to know who you are.

P	Q	C	L	O	C	K	K	M	V
L	W	A	Y	T	L	U	C	X	S
A	D	R	A	G	O	N	Z	V	P
N	A	N	F	B	W	G	M	E	A
E	N	I	K	C	N	F	I	R	C
T	C	V	H	A	F	Q	M	R	E
S	E	A	P	B	S	T	A	R	S
X	W	L	S	I	H	W	S	P	U
Z	D	A	S	T	O	N	K	J	I
S	P	A	C	E	C	R	A	F	T

2

Complete the sentences. Use *going to*, *who*, *where*, or *that*.

- He's the astronaut who walked on the Moon.
- The musicians aren't _____ play their instruments in the parade today.
- That's the spacecraft _____ took the astronaut to Mars last year.
- I'm _____ go to the carnival with my grandparents next weekend.
- My friends are _____ eat space food at space camp.
- That's the planet _____ they sent the *Curiosity* rover.

3



Circle the one that doesn't belong.

- | | | | |
|------------------|------------------|------------------|----------|
| 1 space station | spacecraft | space laboratory | the Moon |
| 2 spacesuit | costume | Mars | mask |
| 3 amusement park | musician | astronaut | dancer |
| 4 amusement park | space laboratory | pirate | carnival |
| 5 spacesuit | fireworks | stars | the Moon |

4



Read and complete the chart.

Ruben, Evie, and Leo are going to go to their friend Marco's birthday party. They're going to wear costumes. Each person is going to wear a different costume. They each have a different birthday present for Marco. Read the clues. Which costume is each person going to wear? Which present is each person going to give Marco?

Clues:

- 1 Evie is going to wear a spacesuit.
- 2 Ruben's present for Marco is going to help him see when it's dark.
- 3 The astronaut isn't going to give Marco juggling balls.
- 4 The person who's going to wear a pirate costume isn't going to give Marco a flashlight.



	astronaut	pirate	clown	skateboard	flashlight	juggling balls
Ruben			✓			
Evie						
Leo						

5



Answer the questions about you.

- 1 Would you like to be an astronaut? Why or why not?

- 2 Would you like to go to space camp?

- 3 Are you going to go to school tomorrow?

- 4 What are you going to do for your next birthday?

- 5 Would you like to go to a carnival? Why or why not?

- 6 Is there an amusement park or a parade in your town?

Seasons and weather



1

Camping



2

Talent show



3

International food



4

Music



5

Now and then



6 The environment



7

Space



8

Celebrations



Story fun

1 Who said it? Read and write the names.



Jack

Ruby

Sofia

1 _____ *Sofia* _____

2 _____

3 _____

4 _____

5 _____

6 _____

7 _____

8 _____

9 _____

It's a wheel!

Emoclew! We're in my game!

Be careful, Ruby. It's dangerous.

This is our egg!

Oh, dear! There's a lot of lightning.

I know! It's *Welcome! Emoclew* backwards!

I can paddle.

I think you have to copy the tune.

Wait, Jack! The bridge is broken.

2 Look at the pictures and write the values.


Work together Reuse and recycle Persevere
Be resourceful Eat healthy food Protect your friends

1



Be resourceful

2




3



4



5

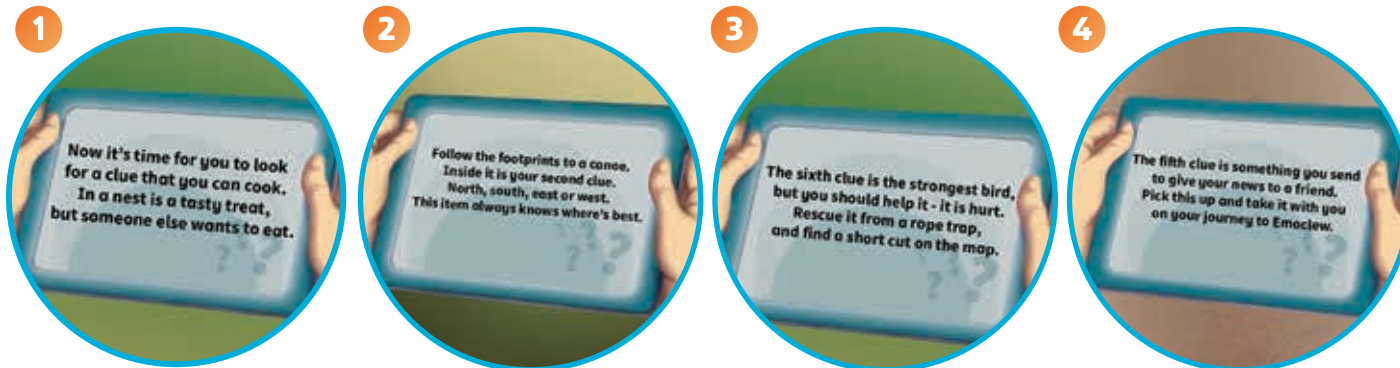


6


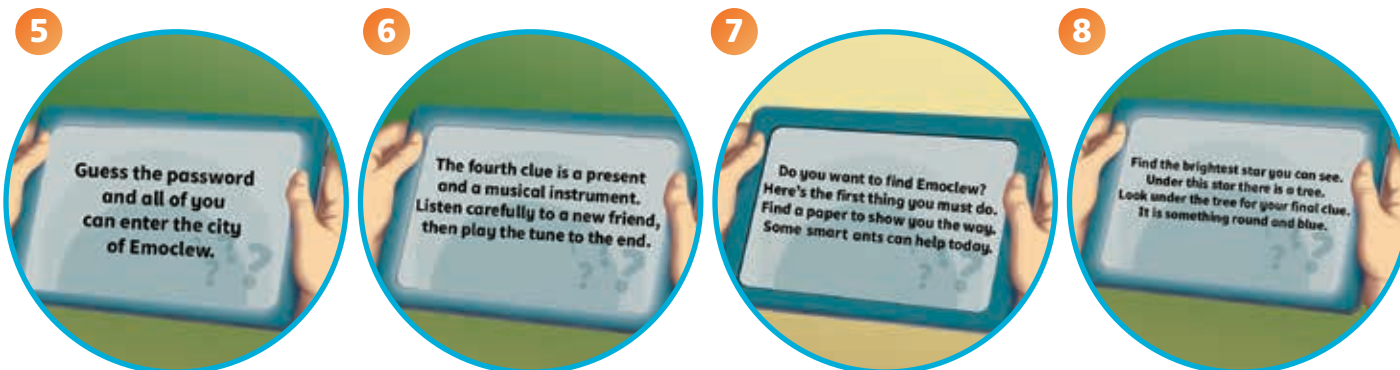


3 Complete the word puzzle with the clues from the story.

Across



Down



Thanks and Acknowledgments

The authors and publishers would like to thank the following contributors:

Bloobery Design: concept design, book design, page make-up

Vicky Bewick: editing

Lisa Hutchins: freelance editing

hyphen S.A.: publishing management, American English edition

The authors and publishers acknowledge the following sources of copyright material and are grateful for the permissions granted. Although every effort has been made, it has not always been possible to identify the sources of all the material used or to trace all copyright holders. If any omissions are brought to our notice, we will be happy to include the appropriate acknowledgments on reprinting.

The authors and publishers would like to thank the following illustrators:

Pablo Gallego (Beehive Illustration): pp. 3, 7, 15, 23, 33, 41, 51, 59, 69, 71, 93, 94, 95; Timo Grubing (Beehive Illustration): pp. 50, 70; Mark Duffin: pp. 10, 80; Bloobery: p. 11; Paul Williams (Sylvie Poggio Artists): pp. 16, 18, 49; Ilias Arahovitis (Beehive): pp. 19, 27, 38, 52, 63, 81; Humberto Blanco (Sylvie Poggio Artists): pp. 12, 21, 32, 40, 75; Dusan Pavlic (Beehive): pp. 13, 29, 47, 83; Simon Walmsley: pp. 22, 68; Monkey Feet: pp. 84, 85, 86, 87, 88, 89, 90, 91, 92.

The authors and publishers would like to thank the following for permission to reproduce photographs:

p. 4 (B/G Header): Tim Gainey/Alamy; p. 4 (a): stockfotoart/Getty Images; p. 4 (b): © Matthew Chattle / Alamy; p. 4 (c): SlobodanMiljevic/Getty Images; p. 4 (d): Dariusz Pabrinkis/Shutterstock; p. 4 (e): © Cosmo Condina North America / Alamy; p. 4 (f): celta4/Getty Images; p. 5 (TL): Gustavo Frazao/Shutterstock; p. 5 (TR): John Harper/Getty Images; p. 5 (BL): Lifesizelmages/Getty Images; p. 5 (BR): Tier Und Naturfotografie J und C Sohns; p. 6: © Corbis Super RF / Alamy; p. 7: Hero Images/Getty Images; p. 8: arfo/Getty Images; p. 10 (B/G Header): Farianna/Shutterstock; p. 12 (B/G Header): Mister Jo/Getty; p. 14 (Diego & Anna): Jupiterimages/Getty Images; p. 14 (Sam & Ellie): Shelly Perry/Getty Images; p. 14 (Ben & Joe): © KidStock/Blend Images/Corbis; p. 14 (Hae & Akoi): RedChopsticks/Getty Images; p. 14 (Harry & Olivia): Rosemarie Gearhart/Getty Images; p. 14 (Elena & Leila): John Fedele/Getty Images; p. 15: Pavel L Photo and Video/Shutterstock; p. 18 (B/G Header): Stefan Mokrzecki/Getty; p. 20 (B/G Header): VALENTINA PETROVA/Getty; p. 20 (a): timnewman/Getty Images; p. 20 (b): Graeme Dawes/Shutterstock; p. 20 (c): SP-Photo/Shutterstock; p. 20 (d): © Patti McConville / Alamy; p. 20 (e): Umierov Nariman/Shutterstock; p. 20 (f): didesign021/Shutterstock; Fabrice LEROUGE/Getty Images; p. 24: Peathegee Inc/Getty Images; p. 26 (B/G Header): Sportstock/Shutterstock; p. 26 (1): Tetra Images – PT Images/Getty Images; p. 26 (2): Echo/Getty Images; p. 26 (3): pampspix/Getty Images; p. 26 (4): Denis Kuvaev/Shutterstock; p. 26 (5): Homsa/Shutterstock; p. 26 (6): ARENA Creative/Shutterstock; p. 30 (B/G Header): hxdyl/Getty; p. 30 (TL/a): fi ratgocmen/Getty Images; p. 30 (TL/b): Image By Marc Gutierrez/Getty Images; p. 30 (TL/c): poplasen/Getty Images; p. 30 (TR/a): utah778/Getty Images; p. 20 (TR/b): satit_srihin/Shutterstock; p. 30 (TR/c): Tobias Titz/Getty Images; p. 30 (BL/a): Andrew Dornie/Getty Images; p. 30 (BL/b): lesapi/Getty Images; p. 30 (BL/c): marilyna/Getty Images; p. 30 (BR/a): Svetlanak/Getty Images; p. 30 (BR/b): ajt/Getty Images; p. 30 (BR/c): Jack Puccio/Getty Images; p. 31: Alamy Photos; p. 32 (L): Westend61/Getty Images; p. 32 (R): Bartosz Hadyniak/Getty Images; p. 33: Éva Katalin/Getty Images; p. 34 (TR): andresr/Getty

Images; p. 34 (a): stocknroll/Getty Images; p. 34 (b): Glow Cuisine/Getty Images; p. 34 (c): images72 /Shutterstock; p. 34 (d): © Simon Reddy / Alamy; p. 34 €: © PhotoCuisine / Alamy; p. 36 (B/G Header): Westend61 GmbH/Alamy; p. 38 (B/G Header): maxoidos/Getty; p. 39 (1): Glow Images, Inc/Getty Images; p. 39 (2): © JGI/Jamie Grill/Blend Images/Corbis; p. 39 (3): Blend Images – KidStock/Getty Images; p. 39 (4): lend Images – KidStock/Getty Images; p. 39 (5): Simon Potter/Getty Images; p. 41: © Blend Images / Alamy; p. 42: Daisy Daisy/Shutterstock; p. 44 (B/G Header): Bradley Wells/Getty Images; p. 44 (B/G Header): arturbo/Getty Images; p. 48 (UCL): © Art Directors & TRIP / Alamy; p. 48 (UC/Computer/web site): Cambridge University Press; 48 (UC/web site main photo): Enrico Fianchini/Getty Images; p. 48 (UCR): Alamy Photos; p. 48 (LCL): Guenter Fischer/Getty Images; p. 48 (LC): pictafolio/Getty Images; p. 48 (LCR): Kris Ubach and Quim Roser/Getty Images; p. 51: Stephane Bidouze/Shutterstock; p. 54 (B/G Header): Tuul / hemis.fr/Getty; p. 54 (a): © Heritage Image Partnership Ltd / Alamy; p. 54 (b): DEA PICTURE LIBRARY / Getty Images; p. 54 (c): © Gianni Dagli Orti/Corbis; p. 54 (d): Cambridge University Press; p. 54 (e & f): © Sandro Vannini/Corbis; p. 54 (g): © Heritage Images/Corbis; p. 55: Christine Langer-Pueschel/Shutterstock; p. 56 (B/G Header): Arpad Benedek/Getty; p. 56 (a): Denis Tabler/Shutterstock; p. 56 (b): Alena Brozova/Shutterstock; p. 56 (c): sl_photo/Shutterstock; p. 56 (d): Jim Barber/Shutterstock; p. 56 (e): Ivan Smuk/Shutterstock; p. 56 (f): © Image Source / Alamy; p. 57: © Radius Images / Alamy; p. 58 (1a): Ivan Bajic/Getty Images; p. 58 (1b): © Arcaid Images / Alamy; p. 58 (2a): Jeffrey Hamilton/Getty Images; p. 58 (2b): © Werli Francois / Alamy; p. 58 (3a): Hero Images/Getty Images; p. 58 (3b): Valentyna Chukhlybova/Shutterstock; p. 58 (4a): © Image Source / Alamy; p. 58 (4b): Bryan Mullennix/Getty Images; p. 58 (5a): Patrick Lane/Getty Images; p. 58 (5b): eurobanks/Shutterstock; p. 59: RL Productions/Getty Images; p. 60 (1): urchello108/Shutterstock; p. 60 (2): beraten/Shutterstock; p. 60 (3): Luis Carlos Torres/Shutterstock; p. 60 (4): Dave King/Getty Images; p. 60 (5): anaken2012/Shutterstock; p. 62 (B/G Header): Picade LLC /Alamy; p. 62 (a): CREATISTA/Shutterstock; p. 62 (b): Terry J Alcorn/Getty Images; p. 62 (c): Coffee Lover/Shutterstock; p.62 (d): Fotografi che/Shutterstock; p. 62 €: © Peter Scholey / Alamy; p. 62 (f): Chase Clausen/Shutterstock; p. 65: © PhotoAlto/Corbis; p. 66 (B/G Header): scibak/Getty; p. 66 (a): © Sebastian Kaulitzki / Alamy; p. 66 (b): ikoNomad/Shutterstock; p. 66 (c): MarcelClemens/Shutterstock; p. 66 (d): 1971yes/Getty Images; p. 66 (e): © Shotshop GmbH / Alamy; p. 66 (f): sdecoret/Shutterstock; p. 69: Blend Images – KidStock; p. 72 (B/G Header): Maciej Sojka/Shutterstock; p. 72 (C): rwarnick/Getty Images; p. 73 (T): ER Productions/Getty Images; p. 73 (B): scibak/Getty; p. 74 (B/G Header): Nutexzles/Getty; p. 74 (1): Dorling Kindersley/Getty Images; p. 74 (2): Epsicons/Shutterstock; p. 74 (3): aquariagirl1970/Shutterstock; p. 74 (4): skodonnell/Getty Images; p. 76 (1): aslysun/Shutterstock; p. 76 (2): Maremagnum/Getty Images; p. 76 (3): Tetra Images – Jessica Peterson/Getty Images; p. 76 (4): © Kevin Britland / Alamy; p. 76 (5): © Jennie Hart / Alamy; p. 77: Christopher Fletcher/Getty Images; p. 78 (L): ET1972/Shutterstock; p. 78 (CL): © Christian Draghici / Alamy; p. 78 (C): Ray Bradshaw/Getty Images; p. 78 (CR): 12ee12/Getty Images; p. 78 (R): photo75/Getty Images; p. 80 (B/G Header); p. 80 (L & C): MARTYN F. CHILLMAID/SCIENCE PHOTO LIBRARY; p. 80 (R): Dorling Kindersley/UGC/SCIENCE PHOTO LIBRARY.

Commissioned Photography by Gareth Boden Photography for pages 44 (B), 48 (UC/Computer/web site) and 60 (TR).

Front cover photograph by Jon Arnold/Getty Images

Guess What!

Workbook 6

What makes our bodies move?

Why do whales jump out of water?

Guess What! has the answers. Through beautiful photography and engaging topics, young learners can explore the world as they learn English.

Ushbu kitob AQSh xalqaro taraqqiyot agentligi (USAID) orqali Amerika xalqining qo'llab-quvvatlashi yordamida tayyorlangan. Kitobdagi fikr va mulohazalar USAID yoki AQSh hukumati qarashlarini aks ettirmaydi.



What is Better Learning?

It's a continuous cycle where our insights shape content that drives results.

Better Learning Building brighter futures together

Find out more at: [cambridge.org/betterlearning](https://www.cambridge.org/betterlearning)



CAMBRIDGE
UNIVERSITY PRESS
www.cambridge.org

