


Guess! What!

Workbook 4



Lynne Marie Robertson
Series Editor: Lesley Koustaff

UZBEKISTAN EDUCATION FOR EXCELLENCE PROGRAM

English language Grade 4

KBK 81.2Angl
74.268.1
R 48

This customized edition includes original sources owned and licensed by the Cambridge University Press. This book was published with the support of the United States Agency for International Development's Central Asia Office under Partnership Agreement 72011519C00004.

UDK 811.111(075.3)
R 48

Ministry of Public Education, Republic of Uzbekistan 100011, Tashkent, Navoiy Street, 2a.

Uzbekistan Education for Excellence Program team: Flavia Ramos-Mattoussi, Ramin Yazdanpanah, Dina Vyortkina, Lisa Horvath, Susan Iannuzzi, Oybek Kurbanov, Gulnoz Nadjemidinova, Azima Toyirova.

Textbook reviewers: Nilufar Tillayeva, Ruzikhon Adizova, Gyulsanem Kurbanova.

Ministry of Public Education team: Shakhboz Jurayev, Mamura Yusupova, Lola Petrosova, Bahtiyar Perdeshev, Doniyor Pulatov, Oksana Gurchina (Review Group Core Team members), Shukhrat Sattorov, Javlonbek Meliboev (Republican Education Centre), Mukhayyokhon Azamova and Okhunjon Ibrokhimov (Department for working with Donors and grants).

Design and production: Amici Design.

CAMBRIDGE
UNIVERSITY PRESS

University Printing House, Cambridge CB2 8BS, United Kingdom

One Liberty Plaza, 20th Floor, New York, NY 10006, USA

477 Williamstown Road, Port Melbourne, VIC 3207, Australia

314–321, 3rd Floor, Plot 3, Splendor Forum, Jasola District Centre, New Delhi – 110025, India

103 Penang Road, #05-06/07, Visioncrest Commercial, Singapore 238467

Cambridge University Press is part of the University of Cambridge.

It furthers the University's mission by disseminating knowledge in the pursuit of education, learning, and research at the highest international levels of excellence.

www.cambridge.org

© Cambridge University Press 2016, 2021

This publication is in copyright. Subject to statutory exception and to the provisions of relevant collective licensing agreements, no reproduction of any part may take place without the written permission of Cambridge University Press.

First published 2016

This Uzbekistan edition published 2021

20 19 18 17 16 15

Printed in Poland by Opolgraf

A catalog record for this publication is available from the British Library


Additional resources for this publication at www.cambridge.org/guesswhatamericanenglish

Cambridge University Press has no responsibility for the persistence or accuracy of URLs for external or third-party Internet websites referred to in this publication and does not guarantee that any content on such websites is or will remain accurate or appropriate. Information regarding prices, travel timetables, and other factual information given in this work is correct at the time of first printing, but Cambridge University Press does not guarantee the accuracy of such information thereafter.

ISBN 978-9943-7471-4-2

Guess! What!

Workbook 4



Lynne Marie Robertson
Series Editor: Lesley Koustaff



USAID
FROM THE AMERICAN PEOPLE



CAMBRIDGE
UNIVERSITY PRESS

Better
Learning

Letter from the Ministry of Public Education

Aziz o'quvchi,

Siz qo'lingizda ushlab turgan ushbu darslik O'zbekiston Respublikasi Xalq ta'limi vazirligi va AQSh Xalqaro taraqqiyot agentligining O'zbekiston barkamollik uchun ta'lim dasturi hamkorligining natijasidir. Bu kitob sizga yetib kelguniga qadar tahrir va moslashtirish kabi bir nechta bosqichlardan o'tdi. Umid qilamizki, ushbu darslik yordamida ingliz tilini o'rganish kelajakda maqsadlaringizga erishishga xizmat qiladi.

Maroqli ta'lim oling!

O'zbekiston Respublikasi Xalq ta'limi vazirligi

www.uzedu.uz

Dear Student,

The book that you are holding in your hands is a result of collaboration between the Ministry of Public Education of the Republic of Uzbekistan and the USAID- Uzbekistan Education for Excellence Program. The book was carefully selected and has gone through several stages of adaptation before landing in your hands so that it could be an enjoyable and fun experience for you. We hope that learning English with this book will help you achieve your future goals.

Have fun!

Ministry of Public Education of the Republic of Uzbekistan

www.uzedu.uz

Contents



		Page
Starter Unit	Welcome back!	4
Unit 1	Fun sports	12
Unit 2	Around town	20
Review	Units 1–2	28
Unit 3	At work	30
Unit 4	Wild animals	38
Review	Units 3–4	46
Unit 5	Food and drink	48
Unit 6	Health matters	56
Review	Units 5–6	64
Unit 7	Buildings	66
Unit 8	Weather	74
Review	Units 7–8	82
My picture dictionary		84
My puzzle		93
Story fun		94

Welcome back!

1 Look and write the number.



curly hair straight hair fair hair red hair dark hair glasses

2 Look and write the words.



1 He has short hair.

2 She has long hair.

3 He has _____ hair.

4 She has _____ .

5 He has _____ hair.

6 She has _____ hair.

7 He has _____ .

8 She has _____ hair.

3 *Think* Look at activity 2. Write the words.

How are they the same?	How are they different?
1 He has <u>curly</u> hair. She has <u>curly</u> hair.	2 He has _____ hair. She has _____ hair.
3 He has _____ . She has _____ .	4 He has _____ hair. She has _____ hair.

My picture dictionary



Go to page 84: Find and write the new words.

4 Read and match.



- 1 She's tall. She has short straight hair. b
- 2 He's short. He has big glasses.
- 3 She's tall. She has long straight hair.
- 4 He's short. He has small glasses.
- 5 She's short. She has curly red hair.

5 Look and complete the questions and answers.

- 1 (Tim) What does he look like?
 tall.
 short fair hair and big glasses.
- 2 (Helen) What does ?
 short.
 short curly hair and small glasses.
- 3 (Simon) What does ?
 short.
 curly dark hair and small sunglasses.
- 4 (Laura) What does ?
 tall. straight red hair and big sunglasses.



Tim Helen Simon Laura

6 Write about a person in your family.



My ... has ... hair

7



Look and match. Then write the answers.



86 cm ~~1 m, 23 cm~~ 28 cm 1 m, 55 cm 64 cm

- 1 How tall is the boy? He's 1 meter, 23 centimeters.
- 2 How high is the chair? It's
- 3 How tall is the girl? _____
- 4 How tall is the rabbit? _____
- 5 How high is the guitar? _____

8



Answer the questions.

- 1 How tall is your friend? _____
- 2 How tall is your mom/dad? _____
- 3 How tall are you? _____
- 4 How high is your chair? _____

Skills: Writing

9 Read the paragraph and write the words.

dark short ~~1 m, 22 cm~~ movie theater blue playing 71 cm bike

My friend's name is Paul. He's ¹ 1 m, 22 cm tall. He has
² _____ ³ _____ hair. He likes
⁴ _____ soccer. He has a ⁵ _____
⁶ _____. It's ⁷ _____ high. He likes going
to the ⁸ _____ on Saturdays.



10 Answer the questions.

1 What's your friend's name?

My friend's name is

2 How tall is your friend?

3 What does your friend look like?

4 What sports does your friend like?

5 What activities does your friend like doing?

11 Write about your friend.

My friend's

12 Think of a friend. Ask and answer with another friend.

What does your friend look like?

She has fair hair and glasses.

Is it Mary?

Yes, it is!

13 Read and match.

- 1 Let's register now! 3 ~~No, let's watch TV.~~
 2 We all like adventures. 4 Do you want to help your local community?



14 Look at activity 13. Circle the answers.

- They want to _____.
 a play in the rain b go swimming c watch TV
- Daisy does it!* is the name of _____.
 a their friend b their community c a TV program
- The TV program asks them to _____.
 a make a new supermarket b help their community
 c make a new school
- They register to _____.
 a get a free app b watch TV c sit down
- The Adventurers is the name of _____.
 a their team b the local community c the new playground

15 Read and check the activities that show the value:
get involved with your local community.

1 help make a playground



4 go to school

☐

2 ride your bike

☐

5 read a book

☐

3 pick up garbage



☐

6 clean the beach

☐

16 Find and check the words that sound like **owl**.

1


☐

2


☐

☐

☐

3


☐

☐

☐

4



☐

☐


☐

What patterns can you see?

1 Look and read. Circle the patterns you can see.



1 zigzags and wavy lines
wavy lines and stripes
stripes and zigzags



2 spots and stripes
wavy lines and spots
zigzags and spots



3 wavy lines and stripes
stripes and zigzags
zigzags and wavy lines

2 Read and draw.



Draw four green zigzags
at the top.
Draw six red stripes
under the zigzags.
Draw two purple spots
under the stripes.



Draw a circle.
Draw nine blue spots in
the circle.
Draw three orange
stripes next to the circle.



Draw a big square.
Draw seven yellow
stripes in the square.
Draw six black wavy lines
between the stripes.

Evaluation

1 Look and write the questions and answers. Then match.

1 What does Sally
look like ?



Raul

a _____ tall. _____
_____ fair hair and
sunglasses.

2 What does Herman
_____ ?



Sally

b _____ short. _____
_____ long straight hair
and small glasses.

3 What does Macy
_____ ?



Herman


c She's tall. She
has curly red hair
and sunglasses.

4 What does Raul
_____ ?



Macy

d _____ short. _____
_____ short dark hair
and big glasses.

2  Complete the sentences about
this unit.

- 1 I can talk about _____ .
- 2 I can write about _____ .
- 3 My favorite part is _____ .

3  Guess what it is.

Hair that's not straight.

What is it? _____




Go to page 93 and write the answer.

1




Fun sports

1 Look and write the numbers.



☐ mountain biking ☐ snowboarding ☒ 1 sailing ☐ fishing ☐ skiing
☐ ice-skating ☐ bowling ☐ kayaking ☐ skateboarding

2 **Think** Where do you do the sports? Look at activity 1 and write.

river/ocean 	mountain 	city/town 
1 <u>sailing</u>	4 _____	7 _____
2 _____	5 _____	8 _____
3 _____	6 _____	9 _____

My picture dictionary → Go to page 85: Find and write the new words.

3 Look and read. Then circle.



- 1 He's / He isn't very good at kayaking.
 3 He's / He isn't good at skateboarding.
 5 She's / She isn't good at skiing.

- 2 She's / She isn't good at mountain biking.
 4 He's / He isn't very good at ice-skating.

4 Look and write the words.



I'm not very good at skateboarding .



_____ good at ice-skating.



_____ very good at _____ .



5 Complete the conversations.



Are you good at bowling?

Yes, I am.



_____ good

at ice-skating?



No, _____.



_____ good at?

_____ good at playing the piano.

6 Think Look and write.

Ben 	mountain biking X	guitar ✓	Liz 	kayaking ✓	violin X
---	----------------------	-------------	--	---------------	-------------

1 Ben: Are you good at playing the violin? Liz: No, I'm not.

2 Liz: _____ good at mountain biking?

Ben: _____

3 Ben: _____ good at?

Liz: _____ good at _____.

4 Liz: _____ good at?

Ben: _____ good at _____.

7 About Me Answer the questions.

- Are you good at music? _____
- Are you good at skiing? _____
- What are you good at? _____
- What are you not very good at? _____
- What do you want to be good at? _____

Skills: Writing

8



Read and answer. Circle yes or no.

Are you good at ... ?

music	yes no	making movies	yes no
art	yes no	playing Ping-Pong	yes no
dancing	yes no	gymnastics	yes no
singing	yes no	karate	yes no
playing the piano	yes no	playing the guitar	yes no

9

Ask three friends. Write their name and answers.

What are you good at?

I'm good at singing.

Name:	Good at:
_____	_____
_____	_____
_____	_____

10

Look at activities 8 and 9. Plan a talent show.

Talent show!

Time: 6 o'clock

Place: gym

- 1 Heidi's good at singing.
And she can dance.
- 2 Jim's good at playing
the guitar.
- 3 Me – I'm good at making
movies about karate.

Talent show!

Time: _____

Place: _____

- 1 _____

- 2 _____

- 3 _____

11 Read and number in order.

Who wants to help paint the wall?

I do! I'm good at painting.

So are we, Anna! Let's all help.

It looks great. Good job!

It's me!

Wait and see, Anna.

Who are you painting, Lily?

Red hair and green eyes. Good!

Can I see?

Shh, Anna!

Welcome to Pinton Woods! I'm Daisy.

Hello. We're the Adventurers.


Thanks, Grandma!

We don't need this paint. Here you are.



12 Look at activity 11. Answer the questions.

- Who gives paint to the children? Grandma
- What do the children help paint? _____
- Are the children good at painting? _____
- Who does Lily paint? _____
- Does Daisy like the wall painting? _____

13 Look and check the picture that shows the value: allow others to work.



14 Find and tick the words that sound like *coil*.



What kind of body movements can we make?

1 What body movements can you see? Circle the correct words.

1 stretch, bend, kick

kick, bend, stretch

bend, stretch, kick



2 turn, stretch, shake

shake, stretch, turn

bend, stretch, turn



3 shake, bend, kick

kick, shake, turn

shake, turn, bend



2 Complete the sentences with body movements.

1 She can b e n d her body.

2 He can _ _ _ _ his head.

3 She wants to _ _ _ _ _ her legs.

4 Let's _ _ _ _ the musical instruments.

5 He can _ _ _ _ the ball.

Evaluation

1 Look and write.

1



What are you good at?
I'm good at making models.

2



What are you good at?
 _____ good at skiing.

3



4



5



2 Complete the sentences about this unit.

- 1 I can talk about _____ .
- 2 I can write about _____ .
- 3 My favorite part is _____ .

3 Guess what it is.

You need water and wind to do this sport. What is it? _____



Go to page 93 and write the answer.

2

Around town

1 Look and number the picture.





- 1 shopping mall
- 2 subway station
- 3 bus station
- 4 restaurant
- 5 square
- 6 bank

2 *Think* Read and match. Then write the words.

- 1 It means stop and go. It's red, yellow, and green.
- 2 It's black and white. It's not an animal.
- 3 I can eat here.
- 4 I can sleep here.
- 5 I can see art here.

museum
restaurant
traffic light
hotel
crosswalk



traffic light

My picture dictionary



Go to page 86: Find and write the new words.

3 Look and circle the correct answers.



- 1 Where's the restaurant?
It's _____ the hotel.
a above **b** across from **c** below
- 3 Where's the subway station?
It's _____ the hotel.
a below **b** next to **c** above
- 5 Where's the bank?
It's _____ the crosswalk.
a close to **b** below **c** far from
- 2 Where's the museum?
It's _____ the traffic light.
a below **b** across from **c** far from
- 4 Where's the shopping mall?
It's _____ the museum.
a across from **b** next to **c** far from

4 Look at activity 3. Complete the questions and answers.

- 1 Where's the train?
It's next to the hotel.
- 3 _____ the car?
It's _____ the shopping mall.
- 5 _____ the traffic light?
It's _____ the crosswalk.
- 2 _____ the helicopter?
It's _____ the bank.
- 4 _____ the train?
It's _____ the plane.

5



Read and draw. Then answer the questions.



- 1 Start at the subway station.
Turn right. Turn left at the traffic
light. It's on the left. Where are you?

hotel

- 3 Start at the park. Cross the first
crosswalk. Turn left. Go straight ahead.
It's on the right, across from the square.
Where are you?

- 5 Start at the square. Turn right.
Turn left. Go straight ahead. Turn left
after the museum. Stop. Where are you?

- 2 Start at the restaurant.
Turn right. Turn left. It's
on the right, across from
the hotel. Where are you?

- 4 Start at the shopping mall.
Turn right and go straight
ahead. Turn left at the
crosswalk. Go straight ahead.
Turn right at the crosswalk.
Stop. Where are you?

6

Look at activity 5. Write the directions.

- 1 Where's the museum? Start at the bank. Turn
- 2 Where's the bus station? Start at the square.
- 3 Where's the park? Start at the movie theater.

Skills: Writing

7 Read about Tania's favorite city.

museum restaurants square shopping mall station



My Favorite City

My favorite city is Tokyo, in Japan. You can see a statue of a famous dog, Hachiko, in a ¹ square. I like eating at cafés and ² _____ there, too. I also like going shopping in Harajuku. You can see lots of beautiful clothes at the ³ _____. Yoyogi Park is next to the subway ⁴ _____. You can see bands playing music. The art ⁵ _____ is across from the park on the left. You can see old Japanese art there.



8 Answer the questions.

1 What's your favorite city?

My favorite city is

2 What do you like doing there?

3 Where do you like going?

4 What can you see there?

9 Write about your favorite city or town.

My favorite city is

10 Ask and answer with a friend.

What's your favorite city?

My favorite city is Madrid.

11 Read and match.

- 1 Stop at the traffic lights.
- 2 Turn left at the museum and go straight ahead.
- 3 Can we have the net, please?
- 4 I know. Follow me.






12 Look at activity 11. Write yes or no.

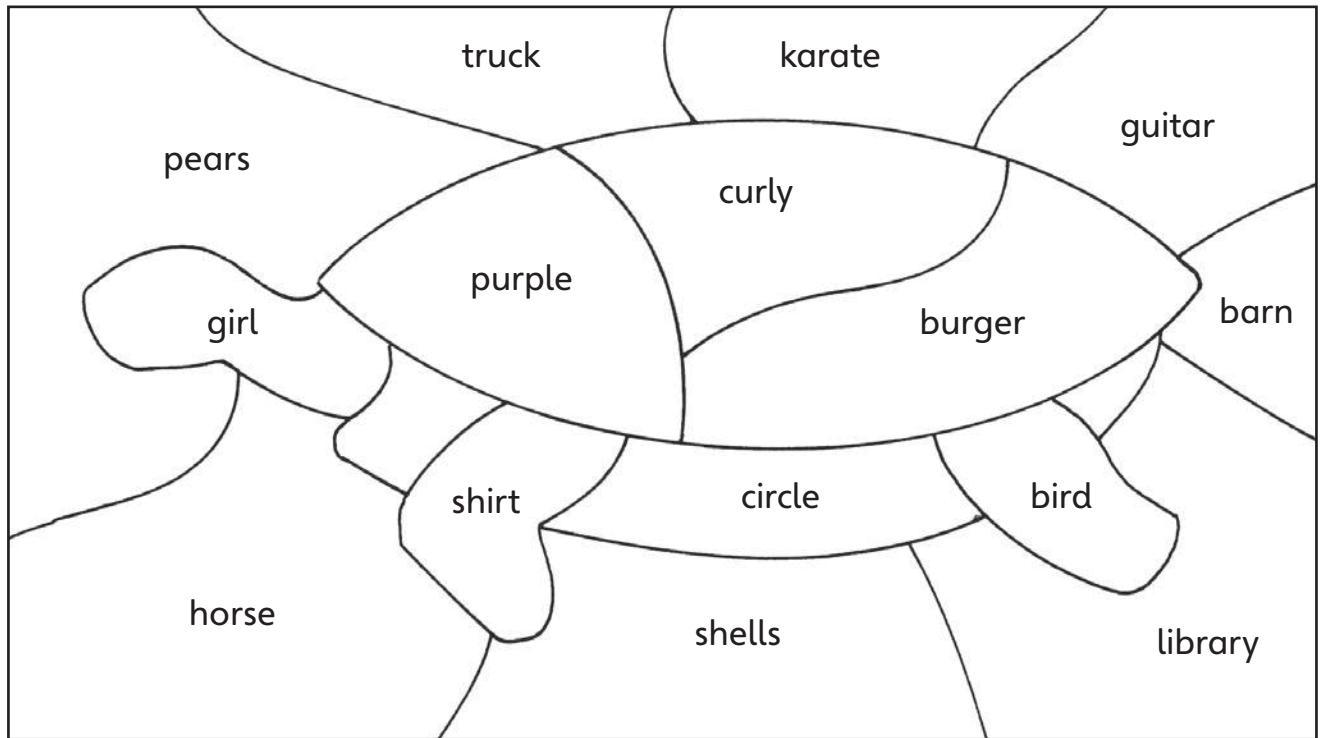
- 1 The museum is close to the park.
- 2 Tom knows where Harton is.
- 3 It's safe to stop at the traffic lights.
- 4 They turn right at the museum.
- 5 They get a net at the park.

yes

13 Look and check the pictures that show the value: cycle safely.



14 Color the words that sound like *surf*. Then answer the question.



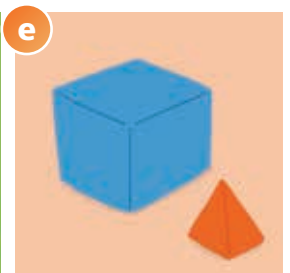


What is it? _____

What 3-D shapes can you see?




1 Read and match.

- 1 There are four cylinders.
- 2 There's a big cube and a small pyramid.
- 3 There's a big sphere and four small spheres.
- 4 There are four small cones and a pyramid.
- 5 There are four small cones and a cube.

b



2 Draw the 3-D shapes.




- 1 Draw a museum. It's a cube. It has two cone shapes and five cylinders.
- 2 Draw an subway station. It's a cylinder. It has eight spheres and three pyramids.
- 3 Draw a hotel. It's a pyramid. It has a cube at the front and a sphere on top.

Evaluation


1 Look and complete the questions and answers.



- | | |
|--|--|
| 1 Where's the bank?
It's <u>next to</u> the hotel. | 2 Where's the art gallery?
It's _____ the museum. |
| 3 Where's the shopping mall?
It's _____ the book store. | 4 Where's the restaurant?
It's _____ the bus station. |

2  Complete the sentences about this unit.

- I can talk about _____.
- I can write about _____.
- My favorite part is _____.

3  Guess what it is.

You stop when it's red. You go when it's green. What is it?

Go to page 93 and write the answer.



Review Units 1 and 2

1

Read and draw.

This is Ray. He's a boy.
He's 1 meter, 50 centimeters
tall. He has curly brown
hair. He has glasses. His
favorite sport is soccer.



2

Look at activity 1. Write the questions and answers.

1 Is Ray a boy or a girl?

He's a boy.

2 _____

He's 1 meter, 50 centimeters.

3 _____ ?

He's tall. He has curly hair.

4 _____ fair hair?

No, _____ .

5 _____ glasses?

Yes, _____ .

6 _____ soccer?

Yes, _____ .

3

Look and write.

1 Me



I'm not very good at ice-skating .

2 Me



_____ good at _____ .

3 Henri



He's _____ .

4 Lori



She's _____ .

4



Look at activity 3 and write about you.

1 I'm _____ at ice-skating.

2 I'm _____ at bowling.

3 _____

4 _____

5

Look and complete the questions and answers. Then match.

3 Are you good at singing?

No, _____.

☐ _____ good at playing the piano?

Yes, _____.

☐ _____ good at playing the recorder?

Yes, _____.

☐ _____ good at playing the guitar?

No, _____.



6

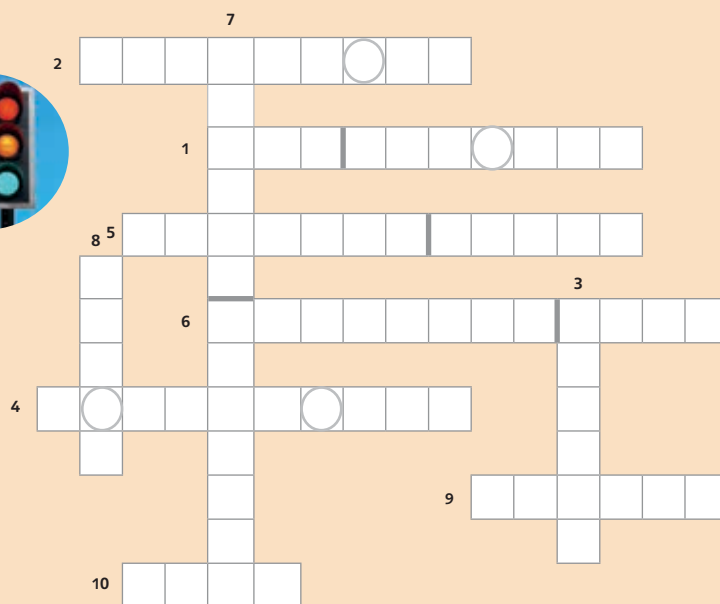


Do the puzzle. Then use the letters in the circles to answer the question.

Across →



Down ↓



Which letter of the alphabet has lots of w _ _ _ _ ? The “ _ _ _ _ _ ” (sea).

3

At work

1 **Think** Write the words. Then check ✓ the one that doesn't belong.

1



actor



doctor



nurse

2



3



4



actor
actor
artist
bus driver
businessman
businesswoman
doctor
nurse
pilot
singer
singer
vet

2 **Think** Look at activity 1. Write the words.

Where do they work?		
in a hospital	in an office	in a theater
doctor		

My picture dictionary → Go to page 87: Find and write the new words.

3 Put the words in order. Then match.



1 do / your / What / does / dad / ?
What does your dad do?



2 aunt / does / do / your / What / ?



3 do / your / does / uncle / What / ?



4 does / mom / What / do / your / ?

a She's / businesswoman / a / .

b vet / a / He's / .

c a / She's / pilot / .

d actor / He's / an / .
He's an actor.

4 Look at activity 3. Complete the questions and answers.

1 (your uncle) Where does he work?
He works in an animal hospital.

2 (your aunt) _____ she _____ ?
 _____ in a plane.

3 (your dad) _____ he _____ ?

4 (your mom) _____ she _____ ?

5 Write the name of a famous person. Then ask and answer with a friend.


What does she do?

She's a singer.

Where does she work?

She works in theaters and studios.

6 Read and number.



What do you want to be?

- 1 I want to be a pilot.
- 2 I want to be a bus driver.
- 3 I want to be a businesswoman.
- 4 I want to be an actor.
- 5 I want to be a farmer.

7 Look and write the questions and answers.



- 1 What do you want to be?
- I want to be a doctor.



- 2 _____
- _____



- 3 What do you _____?
- I _____ a singer.



- 4 _____
- _____

8 Answer the questions.

- 1 Do you want to be a vet?

- 2 Do you want to be a soccer player?

- 3 Do you want to be a pilot?

- 4 What do you want to be?

Skills: Writing

9 Read the paragraph and write the words.

~~want to~~ math like office don't planes want to

What I want to be.

I ¹ want to be a pilot. I ² _____ seeing new things, and I like learning about new places. I'm good at ³ _____. I ⁴ _____ want to work in an ⁵ _____. I ⁶ _____ work on a plane and fly in the sky. I want to work with ⁷ _____ !

10 Answer the questions.

1 What do you want to be?

I want to be

2 What do you like doing?

3 What are you good at?

4 Where do you want to work?

5 Who/What do you want to work with?

11 Write about what you want to be.

I want to be

12 Ask and answer with a friend.

What do you want to be?

I want to be a farmer.

13

Yes, please. ~~farmer~~ don't need to animals Should I help me



14

- Lily's uncle is a _____.
a farmer **b** rope **c** tire
- The ropes and tires are for _____.
a Lily's uncle **b** the farm **c** the Adventure Playground
- Uncle Jim wants help with _____.
a the Adventure Playground **b** the animals **c** the farm
- The water is for _____.
a the hens **b** the horse **c** the goats
- They need to feed _____.
a the dog **b** the horse **c** the hens

15



Read and check the activities that show the value: take care of pets and animals.

- | | | | | | | | | |
|---|-------------------------------------|-----------|---|--------------------------|-----------------|---|--------------------------|-------------|
| 1 | <input checked="" type="checkbox"/> | love | 2 | <input type="checkbox"/> | borrow | 3 | <input type="checkbox"/> | give water |
| 4 | <input type="checkbox"/> | play with | 5 | <input type="checkbox"/> | take for a walk | 6 | <input type="checkbox"/> | do homework |
| 7 | <input type="checkbox"/> | feed | 8 | <input type="checkbox"/> | watch TV | 9 | <input type="checkbox"/> | brush hair |

16



Circle the words with the **cr** sound.

1



2



3



4



5



6



7



8





9



What kind of work is it?


1 Match the kinds of work with the pictures.

a outdoors work b factory work c transportation work d store work



2 Look and put the pictures in the correct order.

a outdoors work b factory work c transportation work d store work



Evaluation

1 Find and circle the words. Then match.

artist bus driver businesswoman nurse businessman actor doctor vet pilot singer

2 *Think* Look and complete the questions and answers.



What does your grandpa do ?

He's a nurse . he work?

He works in a .



 mom ?

She's an . she work?

She works on TV .

3 *About Me* Complete the sentences about this unit.

- 1 I can talk about .
- 2 I can write about .
- 3 My favorite part is .

4 *Puzzle* Guess what it is.

This person can fly a helicopter.

Who is it?

Go to page 93 and write the answer.



4

Wild animals

1 Look and check the correct words.



bat ☐ bear ☒




monkey ☐ gorilla ☐




parrot ☐ owl ☐



panda ☐ penguin ☐



kangaroo ☐ jaguar ☐



owl ☐ koala ☐

2 **Think** Write the words.

kangaroo bat penguin parrot panda jaguar

It can fly.	It has a long tail.	It's black and white.
<u>parrot</u>	<u> </u>	<u> </u>
<u> </u>	<u> </u>	<u> </u>

My picture dictionary → Go to page 88: Find and write the new words.

3 Read and choose the correct words.

- | | | |
|-------------|--------------------------------------|-----------|
| 1 Bears | are smaller than
are bigger than | gorillas. |
| 2 Kangaroos | are slower than
are faster than | jaguars. |
| 3 Koalas | are noisier than
are quieter than | bats. |
| 4 Rabbits | are slower than
are faster than | penguins. |
| 5 Parrots | are noisier than
are quieter than | snails. |

4 Look and complete the sentences. Use the words in the box.



- 1 Gorillas are bigger than jaguars.
- 2 Gorillas are _____ than koalas.
- 3 Koalas _____ jaguars.
- 4 Jaguars _____ gorillas.

big small



- 5 Parrots are _____ than bats.
- 6 Bats are _____ than butterflies.
- 7 Butterflies _____ bats.
- 8 Bats _____ parrots.

noisy quiet

5



Read and circle the correct words.

- | | |
|---|------------------|
| 1 Are koalas faster / slower than gorillas? | Yes, they are. |
| 2 Are owls smaller / bigger than pandas? | No, they aren't. |
| 3 Are horses taller / shorter than gorillas? | No, they aren't. |
| 4 Are parrots noisier / quieter than guinea pigs? | Yes, they are. |
| 5 Are cats longer / shorter than jaguars? | No, they aren't. |

6

Look and use the words to complete the questions.

fast / slow



- 1 Are jaguars faster than turtles?
Yes, they are.

- 2 Are turtles _____ jaguars?
Yes, they are.

- 3 Are kangaroos _____ penguins?
No, they aren't.

- 4 Are penguins _____ kangaroos?
No, they aren't.


- 5 Are dolphins _____ caterpillars?
Yes, they are.

- 6 Are caterpillars _____ dolphins?
Yes, they are.

tall / short



long / short



7



Complete the questions and write the answers.

tall short quiet noisy

- | | |
|---|-------|
| 1 Are you <u>taller than</u> your friend? | _____ |
| 2 Are you _____ your friend? | _____ |
| 3 _____ your friend? | _____ |
| 4 _____ your friend? | _____ |

Skills: Writing

8 Read the paragraph and write the words.

taller spots Africa long leaves

My favorite animal

My favorite animal is the giraffe. Giraffes are very tall. They're brown and white, and they have a ¹ long neck and ² _____. They come from ³ _____. They're wild animals, not pets. They eat ⁴ _____. They're ⁵ _____ than a tree.



9 Answer the questions.

1 What's your favorite animal?

My favorite animal is

2 What does it look like?

3 Where does it come from?

4 What does it eat?

5 Is it taller than a tree?

10 Write about your favorite animal.

My favorite animal is

11 Guess your friend's favorite animal.

It's smaller than a cat. It's slower than a guinea pig. It eats grass.

Is it a turtle?

Yes, it is.

12 Read and number in order.



13 Look at activity 12. Answer the questions.

- 1 What do they want to make?
- 2 Why do they need to make one?
- 3 Who helps them make it?
- 4 What do they need to make it?
- 5 What's an owl box?


An owl box

14 Look and check the pictures that show the value: take care of nature.



15 Look and write the words with the *fr* sound.

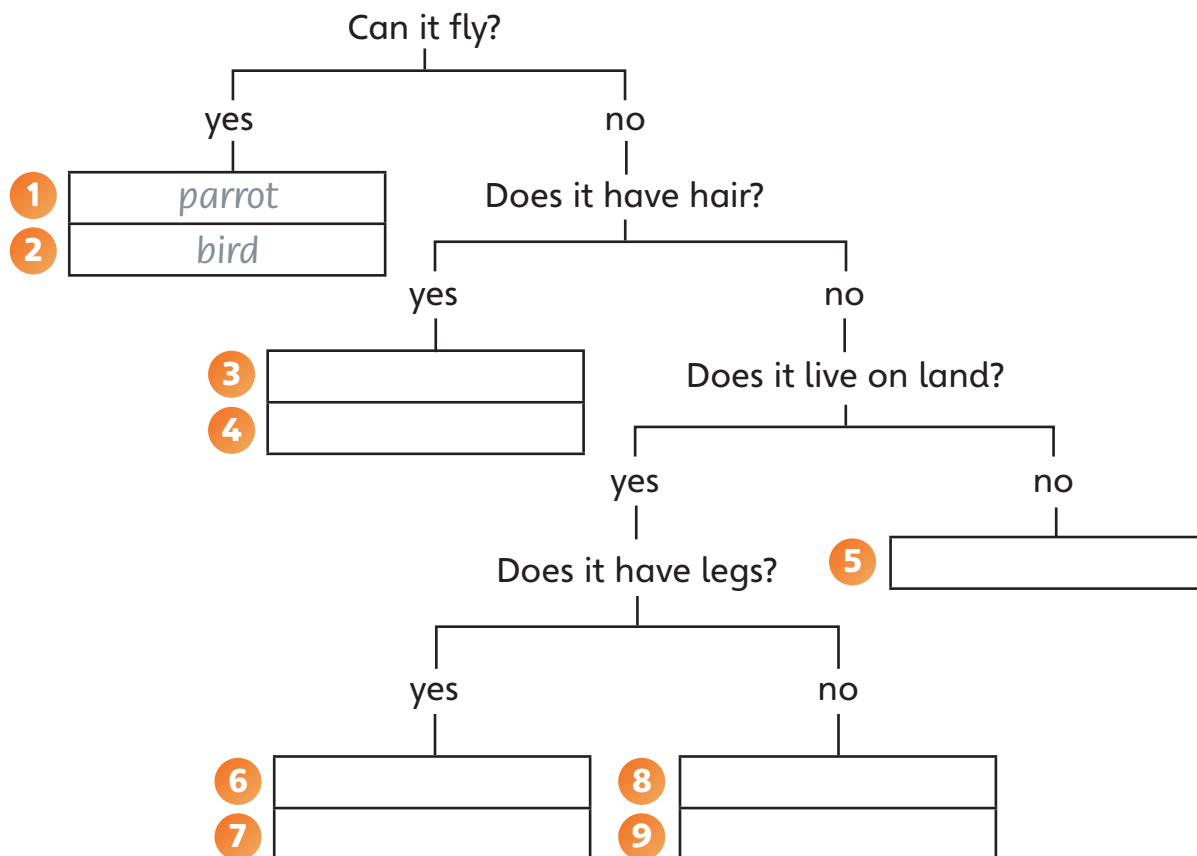
- 1 _____
- 2 _____
- 3 _____



What animal group is it?

1 Read the questions and write the words in the correct boxes.


frog panda ~~parrot~~ snake fish amphibian ~~bird~~ mammal reptile



2 Look at activity 1. Write about a reptile, a bird, a mammal, and an amphibian.

- 1 A snake is a reptile. It can't fly and it doesn't have hair. It lives on land.
- 2
- 3
- 4

Evaluation

- 1**  Find and circle ten animal words. Use the extra letters to answer the question.

Where do gorillas come from?


A _ _ _ _ _


j	a	g	u	a	r	c	b	p	i
p	a	r	r	o	t	f	e	a	k
g	o	r	i	l	l	a	a	n	o
o	w	l	b	a	t	a	r	d	a
p	e	n	g	u	i	n	r	a	l
a	k	a	n	g	a	r	o	o	a

- 2** Look and complete the sentences.


big small quiet fast

- Gorillas are bigger than koalas.
- Owls are _____ than parrots.
- Bats _____ kangaroos.
- Jaguars _____ penguins.



- 3**  Complete the sentences about this unit.

- I can talk about _____.
- I can write about _____.
- My favorite part is _____.

- 4**  Guess what it is.

It's big and black and white. It eats leaves. What is it? _____



Go to page 93 and write the answer.

Review Units 3 and 4

1 Look and check the correct answers.



1 What do you want to be?



a I want to be a teacher.



b I want to be a businessman.

3 Do you want to be a soccer player?



a Yes, I do.



b No, I don't. I want to be a bus driver.

2 Do you want to be a singer?



a Yes, I do.



b No, I don't. I want to be a farmer.

4 What do you want to be?



a I want to be an actor.



b I want to be a businesswoman.

2 Read and complete the conversation.

Gemma: What does your mom _____ ?

Paul: She's as an _____.
She likes drawing and painting.


Gemma: _____ she
_____ ?

Paul: She works in a studio.

Gemma: Do you _____ an artist, too?

Paul: No, I don't. I like math.

I _____ a teacher.





3



Look and write the questions and answers.

short long small big



- 1 Are kangaroos bigger than wallabies? Yes, they are.
- 2 Are wallabies _____ kangaroos? Yes, _____.
- 3 Are squirrel monkey tails _____ bear tails? No, _____.
- 4 Are bear tails _____ squirrel monkey tails? No, _____.

4



Use the words to complete the questions. Then write answers.

small noisy slow big fast

- 1 Are you smaller than a gorilla? Yes, I am.
- 2 Are you _____ a parrot? _____
- 3 Are you _____ a jaguar? _____
- 4 Are you _____ a koala? _____
- 5 Are you _____ a turtle? _____

5

Food and drink

1 Look and write the words.



pous

soup



ladsa



zipza



satap



turgoy



sciph



ocioke



tuns



eat



eofefc

2



What do they want for lunch? Read and then write the words.

Tim: I want pizza for lunch!

Gina: I don't. I want pasta and salad.

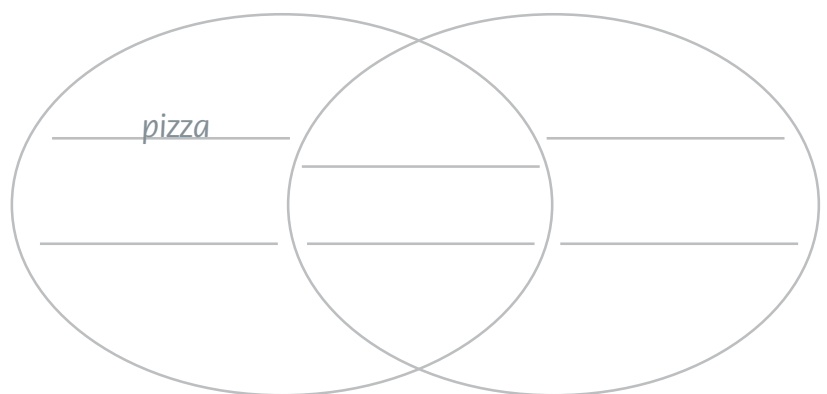
Tim: I want salad, too. And yogurt. I like yogurt.

Gina: I want tea and a cookie, too.

Tim: I want tea, too.

Tim

Gina



My picture dictionary



Go to page 89: Find and write the new words.

3 Think Look and count. Then complete the sentences.

0	1-2	3-4	5-6
never	sometimes	usually	always

- I usually have tea for lunch.
- I _____ have milk for lunch
- I _____ have fish for dinner.
- I _____ have coffee for breakfast.
- I _____ have apples for breakfast.



breakfast

lunch

dinner

4 Look at activity 3. Then complete the sentences.

- 
 She always has toast for breakfast.
- 
 She _____ for lunch.
- 
 She _____ for dinner.
- 
 She _____ for dinner.
- 
 She _____ for breakfast.











5 About Me Complete the sentences.

- I _____ for breakfast.
- I _____ for lunch.
- I _____ for dinner.

6



Look and complete the questions and answers.

	Mia 		
breakfast	✓✓✓ 	✓ 	✓✓ 
lunch	✓ 	✓✓✓ 	✓✓ 
dinner	✓✓ 	✓✓✓ 	✓ 

	never
✓	sometimes
✓✓	usually
✓✓✓	every day

1 _____ *How often do you have* _____ cereal for breakfast?

I usually have cereal for breakfast.

2 _____ salad for lunch?

I have salad for lunch _____ .

3 _____ meat for dinner?

I _____ meat for dinner _____ .

4 _____ carrots for dinner?

5 _____ yogurt for breakfast?

7



Answer the questions.

1 How often do you have cereal for breakfast? _____

2 How often do you have salad for lunch? _____

3 How often do you have fish for dinner? _____

Skills: Writing

8



Make a lunch diary. Write what you eat and drink for lunch every day.

cookies coffee chips nuts pasta pizza salad soup tea yogurt

Monday	Tuesday	Wednesday	Thursday	Friday

9



Look at activity 8. Answer the questions.

- 1 What do you usually have for lunch? _____
- 2 What do you sometimes have for lunch? _____
- 3 What do you eat or drink every day for lunch? _____
- 4 What do you never have for lunch? _____
- 5 Do you have a healthy lunch? _____

10



Write about what you eat for lunch.

I usually eat _____

11



Ask and answer with a friend.

What do you eat for lunch?

I usually have rice and beans.
Sometimes I drink milk.

12 Read and match.

- | | |
|-------------------------------|---|
| 1 Can I have two, please? | 2 \$15! That's a lot of money. |
| 3 Let's wash our hands first. | 4 How about selling fruit? |




13 Look at activity 12. Write yes or no.

- | | |
|---|-------------------|
| 1 They need to get a lot of money. | <u>yes</u> |
| 2 Lucas's dad gives them money to buy fruit. | <u> </u> |
| 3 Washing your hands before touching food is a good idea. | <u> </u> |
| 4 The fruit salad costs two dollars. | <u> </u> |
| 5 Lucas's grandma sells fruit salad. | <u> </u> |

14 Look and check the pictures that show the value: be clean around food.

<p>1</p> <p>a</p>  <input type="checkbox"/>	<p>2</p> <p>a</p>  <input type="checkbox"/>	<p>3</p> <p>a</p>  <input type="checkbox"/>
<p>b</p>  <input checked="" type="checkbox"/>	<p>b</p>  <input type="checkbox"/>	<p>b</p>  <input type="checkbox"/>

15 Circle the words with the *ar* sound.



Where does water come from?

1 Look and write.

cloud glacier mountain rain river ocean spring well



2 Complete the sentences about water.

- 1 Water comes from c louds and r _____ .
- 2 Some people drink water from a w _____ or a s _____ .
- 3 We can see a g _____ in the mountains.
- 4 A r _____ goes to the o _____ .

Evaluation

1 Look and match.

- | | | | |
|----------|--------------------------------|-----------|----------------------|
| 1 yogurt | <input type="text" value="i"/> | 2 chips | <input type="text"/> |
| 3 pasta | <input type="text"/> | 4 salad | <input type="text"/> |
| 5 tea | <input type="text"/> | 6 coffee | <input type="text"/> |
| 7 nuts | <input type="text"/> | 8 pizza | <input type="text"/> |
| 9 soup | <input type="text"/> | 10 cookie | <input type="text"/> |



2 Look and write.

	Monday	Tuesday	Wednesday	Thursday	Friday
Emile	cake	cake	chips	cake	cake
	nuts	nuts	cake	nuts	coffee

- How often does Emile have chips?
- How often does he have cake?
- How often does he have pizza?
- How often does he have nuts?
- How often does he have coffee?

Sometimes.

3 Complete the sentences about this unit.

- I can talk about _____.
- I can write about _____.
- My favorite part is _____.

4 Guess what it is.

It's a drink. It's dark brown. It's usually hot. It's not tea. What is it?



Go to page 93 and write the answer.

6

Health matters


1 Look and write the words.



sore throat




backache
cold
cough
earache
headache
sore throat
stomachache
temperature
toothache



2 Look and complete the sentences.

- 1 Dan has a stomachache.
- 2 Grace has a _____.
- 3 Ann has a _____.
- 4 May has a _____.
- 5 Tony has a _____.



Ann Tony Grace May Dan

My picture dictionary



Go to page 90: Find and write the new words.

3 Look and write.



What's the matter , Kelly?

I have a cold , an earache , and a _____ .



What's the _____ , Bill?

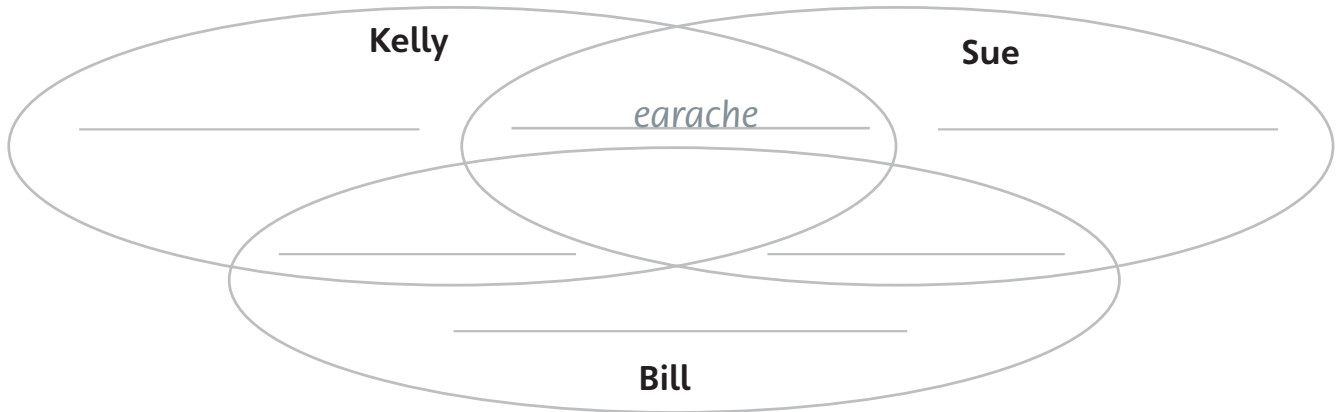
I have a _____ , a _____ , and a _____ .



_____ , Sue?

I have an _____ , a _____ , and a _____ .

4 Look at activity 3. Write the words.



5 Look and write the questions and answers.

1 What's the matter ?

I have an earache .

2 What's the _____ ?

I have _____ .

3 What's the _____ ?

I have _____ .

4 _____ ?



6 Complete the questions and say why you can't.



Can you go kayaking today?

No, I can't . I have a temperature .



_____ go snowboarding today?

No, I _____ . I have a _____ .



_____ go to the museum today?

_____ .



_____ play soccer today?

_____ .



_____ go swimming today?

_____ .

7 Complete the sentences. Use the words in the box.



a cold an earache ~~a backache~~ a temperature

1 Can you go bowling today?

No, I can't .

I have a backache .

2 Can you go kayaking today?

No, _____ .

_____ .

3 Can you go to the movies tonight?

No, _____ .

_____ .

4 Can you go swimming tomorrow?

No, _____ .

_____ .

Skills: Writing

8 Read and write the words.

~~favorite~~ wash yogurt lunch need

Apple and nut salad is my ¹ favorite salad. It's healthy because apples and nuts are good for you. Sometimes I have this salad for ² _____ .

- You ³ _____ apples, nuts, cheese, yogurt, and carrots.
- ⁴ _____ the fruits and vegetables. Cut the apples, carrots, and cheese.
- Add some ⁵ _____ .

9



Answer the questions.

1 What's your favorite healthy food or drink?

My favorite healthy

2 Why is it healthy?

3 What do you need to make it?

4 How do you make it?

5 How often do you eat / drink it?

10



Write a recipe for your favorite healthy food or drink.

11



Ask and answer with a friend.

What's your favorite healthy food or drink?

My favorite healthy food is salad.

12 Read and write the words.


headache ~~competition~~ leg hurts very good OK now



13 Look at activity 12. Circle the correct words.

- Chris has a skateboarding **club** / competition / team.
- Chris's **leg** / head / ear hurts.
- Chris says he doesn't have a **backache** / **stomachache** / headache.
- Max is **really bad** / OK / **really good** at skateboarding.
- Chris** / Tom / Lily is a good sport.

14 Look and check the pictures that show the value: be a good sport.



15 Connect the words with the *sp* sound.



What can we use plants for?

1 Read and match.

- 1 We can use trees for fuel.
- 2 We can use plants to give us cereal.
- 3 We can use the fruit from plants for medicine.
- 4 We can use the wood from trees to give us shelter.
- 5 We can use plants to make fabric.

c



2 Draw a plant. Then write three ways we can use your plant.



1	_____

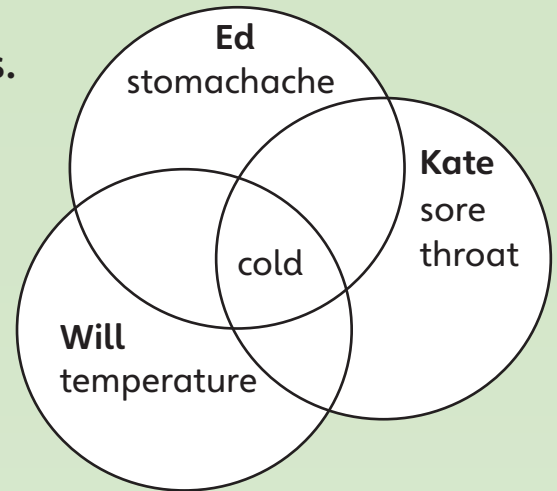
2	_____

3	_____

Evaluation

1 Look and then complete the sentences.

- 1 What's the matter with Will?
He has a cold and a _____.
- 2 _____ Ed?
He has a _____ and a _____.
- 3 _____ Kate?
_____ and a _____.



2 Read and then complete the answers.

- 1 Can you go to the movies today?
- 2 Can you go to the café tonight?
- 3 Can you play basketball this afternoon?

My head hurts.

No, I can't. I have a headache.

My tooth hurts.

No, I _____. I have a _____.

My back hurts.

3 Complete the sentences about this unit.

- 1 I can talk about _____.
- 2 I can write about _____.
- 3 My favorite part is _____.

4 Guess what it is.

Eating a lot of food can give you
a _____. What is it?




Go to page 93 and write the answer.

Review Units 5 and 6

1 Complete the sentences.

breakfast / me



lunch / Kim

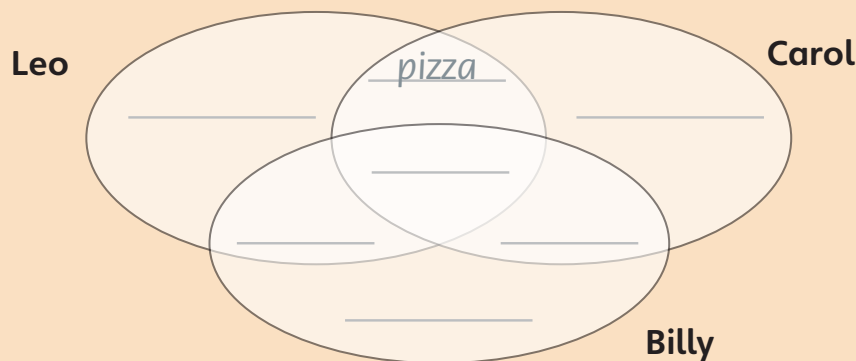


X = never
✓ = sometimes
✓✓ = usually
✓✓✓ = always

- 1 Sometimes she has soup for lunch.
- 2 I _____ yogurt for breakfast.
- 3 She _____ rice for lunch.
- 4 I _____ tea for breakfast.
- 5 _____ she _____ a sandwich for lunch.
- 6 _____ I _____ toast for breakfast.

2 Read and then write the words.

Leo and Carol usually have pizza for lunch and Billy usually has fish. Sometimes Leo has a sandwich and sometimes Billy and Carol have salad. Leo and Billy usually have chips and Carol has yogurt. Carol, Billy, and Leo always drink tea for lunch.



3 Answer the questions.

- 1 What do you always have for breakfast? _____
- 2 What do you usually have for lunch? _____
- 3 What do you sometimes have for dinner? _____
- 4 What do you never have for dinner? _____

4



Find the letters and write the words. Then match.

a	b	c	d	e	f	g	h	i	j	k	l	m
■	▼	◆	✕	●	+	★	◐	▮	⋮	↓	♥	*
n	o	p	q	r	s	t	u	v	w	x	y	z
()	◐	⬢	◑	▲	▤	▬	↑	♣	◄	◄	◌	↯

1 ◆ ◐ ↑ ★ ◐

c o u g h

2 ◐ ● ■ ✕ ■ ◆ ◐ ●

3 ▬ ● * ⬢ ● ▲ ■ ▬ ↑ ▲ ●

4 ▬ ◐ ◐ ▬ ◐ ■ ◆ ◐ ●

5 ◆ ◐ ♥ ✕

6 ▤ ◐ ▲ ● ▬ ◐ ▲ ◐ ■ ▬

7 ▼ ■ ◆ ↓ ■ ◆ ◐ ●

8 ▤ ▬ ◐ * ■ ◆ ◐ ■ ◆ ◐ ●

9 ● ■ ▲ ■ ◆ ◐ ●



1

5

Read and complete the answers.

Oh, dear ~~I think so~~ I don't think so Oh, good Don't worry

1 A: Are you OK?

B: Yes, I think so.

A: _____.

B: _____!

2 A: Are you OK?


B: No, _____. I have an earache.

A: _____!

7

Buildings

1 Look and number.



- 1 attic
- 2 basement
- 3 stairs
- 4 elevator
- 5 roof
- 6 first floor
- 7 second floor
- 8 third floor
- 9 fourth floor
- 10 garage

2 *Think* Look at activity 1. Write the words.

- 1 There's a kite on the roof.
- 2 There's a cat in the _____.
- 3 There's a car in the _____.
- 4 There's a skateboard on the _____.
- 5 There's a man on the _____.
- 6 There's a woman on the _____.

My picture dictionary



Go to page 91: Find and write the new words.

3

Put the words in order. Then write the number.

- 1 you / Where / morning / yesterday / were / ?

Where were you yesterday morning?

the / was / I / kitchen / in / .

I was in the kitchen.

- 2 were / afternoon / you / Where / yesterday / ?

third / on / I / the / was / floor / .

- 3 yesterday / you / evening / were / Where / ?


in / I / room / the / was / living / .

- 4 morning / were / yesterday / Where / you / ?

was / I / in / garage / the / .

- 5 night / were / you / last / Where / ?

bedroom / floor / I / in / my / on / the / fourth / was / .



4



Answer the questions.

- 1 Where were you yesterday morning?

- 2 Where were you yesterday afternoon?

- 3 Where were you yesterday evening?

- 4 Where were you last night?

5



Look and check *Yes, I was* or *No, I wasn't*.

	Yes, I was.	No, I wasn't.
1 Were you at the sports field yesterday morning?	<input type="checkbox"/>	<input checked="" type="checkbox"/>
2 Were you at the beach yesterday morning?	<input type="checkbox"/>	<input type="checkbox"/>
3 Were you at a restaurant yesterday afternoon?	<input type="checkbox"/>	<input type="checkbox"/>
4 Were you at home last night?	<input type="checkbox"/>	<input type="checkbox"/>
5 Were you at the movies yesterday evening?	<input type="checkbox"/>	<input type="checkbox"/>

10 o'clock at the beach

3 o'clock at the shopping mall

6 o'clock at the sports field

11 o'clock at home

6

Look and write.

yesterday morning	yesterday afternoon	yesterday evening	last night

- 1 Were you at the sports center yesterday evening? Yes, I was.
- 2 _____ at home yesterday afternoon? No, _____.
- 3 _____ at school yesterday afternoon? Yes, _____.
- 4 _____ in your bedroom yesterday morning? Yes, _____.
- 5 _____ at the movies last night? No, _____.

7



Answer the questions.

- 1 Were you at school yesterday morning? _____
- 2 Were you at the library yesterday afternoon? _____
- 3 Were you on the bus yesterday evening? _____
- 4 Were you at a restaurant last night? _____

Skills: Writing

8 Read the text. Circle the answers to the questions.

On Saturday morning, I was at the park with my dog. Then I was at a café at lunchtime. In the afternoon, I was at the sports center. It was exciting. I love playing basketball! In the evening, I was at the movie theater.

- 1 Where were you in the morning?
- 2 Where were you at lunchtime?
- 3 Where were you in the afternoon?
- 4 Where were you in the evening?

9 Look at activity 8. Choose a day. Answer the questions for you.

Day: _____

- 1 _____
- 2 _____
- 3 _____
- 4 _____


10 Write about your day.

11 Ask and answer with a friend.

Where were you in the morning?

I was at school.

12 Read and number in order.



13 Look at activity 12. Answer the questions.


- 1 Who has an old bike?
- 2 Is it a helmet or a turtle?
- 3 Whose turtle is it?
- 4 Where was the turtle?
- 5 What's the turtle's name?

Lily

14 Look and check the pictures that show the value: take care of your possessions.



15 Color the words with the letters *ck*.



Which materials were buildings made of?

1 Look and match.



clay
stone
animal skins
wood




2 Draw your house. Then write about the old building and your house.

- 1 The old building was made of stone .
My house is made of _____ .
- 2 The old building is _____ than my house.
- 3 The old building has _____ floors.
My house has _____ floors.
- 4 I don't think the old building has a _____ .
- 5 My house has a _____ .



Old stone castle.



My house.

Evaluation

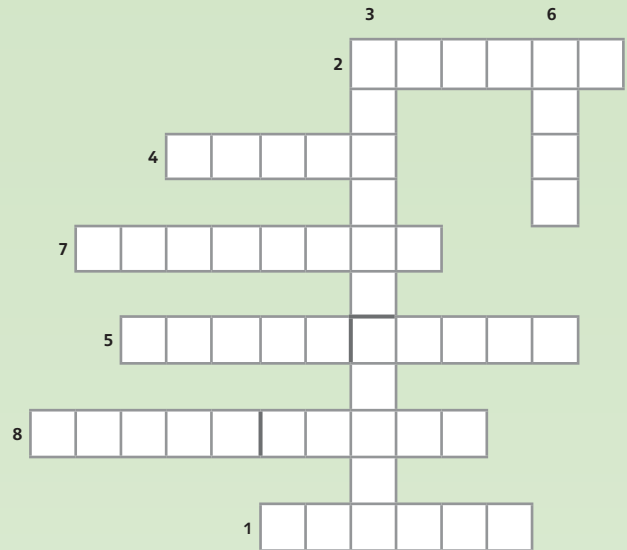
1 Do the word puzzle.

Across →

- 1 You can put a car and a bicycle here.
- 2 They're slower than the elevator.
- 4 It's above the fourth floor and below the roof.
- 5 It's between the second floor and the attic.
- 7 It's below the first floor.
- 8 It's above the basement.

Down ↓

- 3 It's below the third floor.
- 6 It's above the attic.



2 Complete the questions and answers.

- 1 Mark: Where were you yesterday morning?
- 2 Eva: _____ at the beach.
- 3 Mark: Where were you in the afternoon?
- 4 Eva: _____ at the movies.
- 5 Mark: _____ at a restaurant in the evening?
- 6 Eva: No, _____. I was at home.

I was
I was
I wasn't
~~were you~~
Were you

3 Complete the sentences about this unit.

- 1 I can talk about _____.
- 2 I can write about _____.
- 3 My favorite part is _____.

4 Guess what it is.

It's faster than the stairs.

What is it? _____




Go to page 93 and write the answer.


8

Weather


1 Look and match.



1 snowy



2 cloudy



3 windy



4 sunny




5 foggy



6 cold



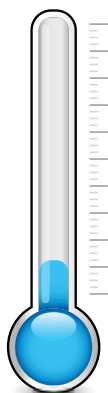
7 hot




8 rainy

2 Write the words.


cold hot warm



1 cold



2



3

My picture dictionary



Go to page 92: Find and write the new words.

3 Look and write.



Yesterday at 10:00.

What was the weather like yesterday morning ?

It was warm and rainy.



Yesterday at 15:00.

_____ the weather like _____ ?

_____ and _____ .



Yesterday at 19:00.

_____ the weather like _____ ?



Yesterday at 23:00.

_____ the weather like _____ ?

_____ and _____ .



Today.

_____ ?

4 Answer the questions.

1 What was the weather like yesterday morning?

2 What was the weather like last night?

3 What's the weather like today?

4 What's your favorite weather?

5



Read and match. Then write the days.

- 1 Was it cold and foggy on Tuesday?
No, it wasn't. It was warm and windy.



- 2 Was it hot and rainy on Thursday?
No, it wasn't. It was cold and snowy.



- 3 Was it hot and sunny on Friday?
Yes, it was.



- 4 Was it cold and cloudy on Wednesday?
No, it wasn't. It was hot and rainy.



- 5 Was it hot and cloudy on Monday?
No, it wasn't. It was cold and cloudy.



Tuesday

6

Look and complete the questions and answers.




Tuesday



Thursday



Saturday



Sunday

- 1 Was it warm and rainy on Tuesday?

Yes, it was.

- 2 cold and snowy on Thursday?

- 3 hot and windy on Saturday?

No, it wasn't. It was and .

- 4 cold and cloudy on Sunday?

Skills: Writing

7 Read about Jane's favorite festival and answer the questions.

On Sunday I was at the Bristol hot-air balloon festival with my family. The balloon festival's every August. The weather is usually hot and sunny. The festival's really big, and there are lots of beautiful hot-air balloons. You can fly in a hot-air balloon. I like taking photographs of the balloons. They're fantastic!

1 What's Jane's favorite festival?

Jane's favorite festival is _____

2 When is it?

3 What's the weather like?

4 What can you see there?

5 What can you do at the festival?

8 Answer the questions for you.

1 _____

2 _____

3 _____

4 _____

5 _____

9 Write about your favorite festival.

My favorite festival _____

10 Ask and answer with a friend.

What's your favorite festival?

The Songkran water festival.

11

Read and match.

- 1 thank you for your hard work!
- 2 What time does the party start?
- 3 ~~Please come to the opening party on Saturday at four o'clock.~~
- 4 The Adventure Playground is now open!




12

Look at activity 11. Write yes or no.

- 1 The Adventure Playground is ready.
- 2 The party's on Sunday.
- 3 The party starts at five o'clock.
- 4 Tom says thank you.
- 5 Anna wants to be on TV.

yes

13



14


1 sand

2

3

4

5



What's the weather like around the world?

1 **Think** Put the letters in order. Then match and write.

1 There's a **rizlbazd** with lots of snow.

e

blizzard



2 It's very cloudy, and there's a **rsairtnmo**.

3 There's a **uihrrance** above the ocean.

4 There's a **rnootda**. It looks like a cone.

5 There's **hteundr** and **ghnlintig**.

_____ and _____



2 What's the weather like in Adventure Land? Draw and write.



Evaluation

1 Look and write.

yesterday morning	yesterday afternoon	yesterday evening	last night
			

1 _____ cold and foggy.

2 _____ warm and windy last night?

No, _____. It was cold and snowy.

3 _____ warm and windy _____ ? Yes, _____.

4 _____ cold and rainy _____ ? Yes, _____.

it was

it was

It was

it wasn't

Was it

Was it

~~What was~~

yesterday

evening

yesterday

morning

yesterday

afternoon

Was it

2 Complete the sentences about this unit.

1 I can talk about _____.

2 I can write about _____.

3 My favorite part is _____.

3 Guess what it is.

You need an umbrella for this weather. What is it?

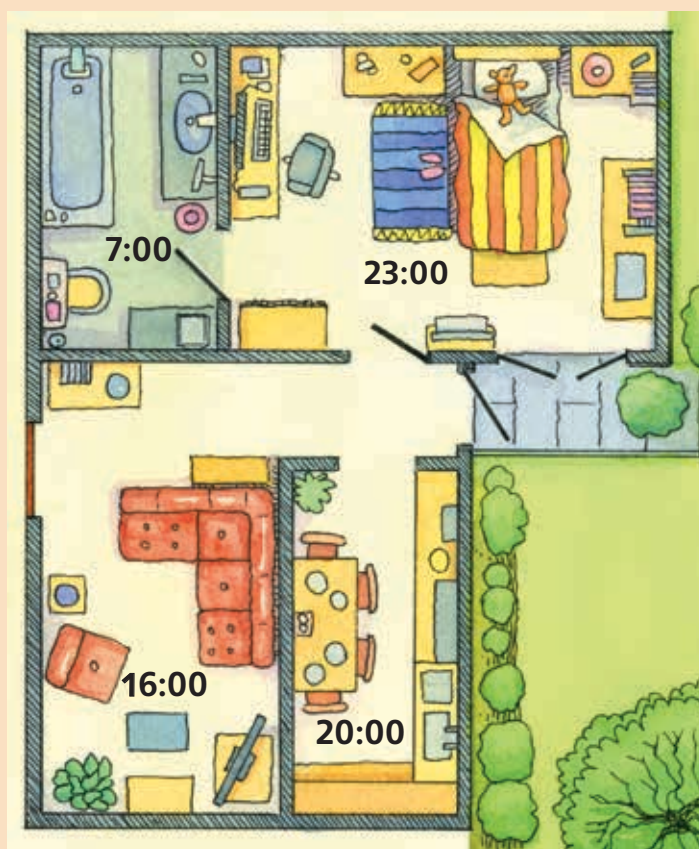


Go to page 93 and write the answer.

Review Units 7 and 8

1 Think Look and write.

- 1 Where were you yesterday?
I was at home.
- 2 Where _____ yesterday morning?
_____ in the _____.
- 3 Where _____ yesterday afternoon?
_____ in the _____.
- 4 Where _____ yesterday evening?
_____ in the _____.
- 5 _____ last night?
_____ in my _____.



2 Look and write.



1 Were you at the shopping mall in the afternoon?
Yes, I was.



2 _____ at the movie theater yesterday afternoon?



3 _____ at home yesterday morning?

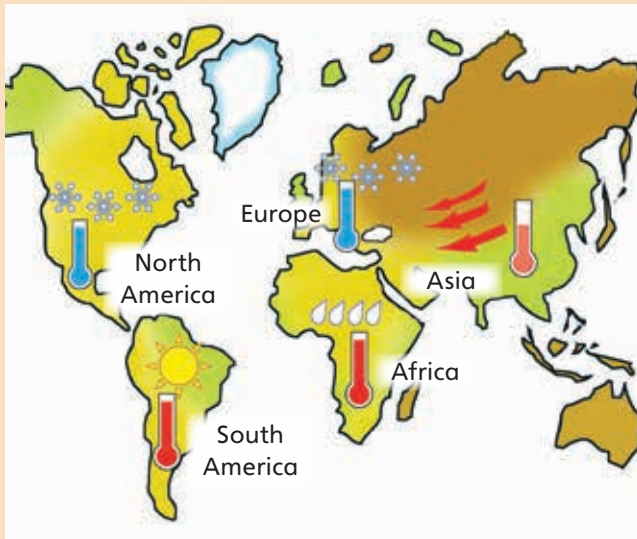
3 About Me Answer the questions.

- 1 Where were you yesterday morning? _____
- 2 Where were you yesterday afternoon? _____
- 3 Where were you yesterday evening? _____
- 4 Where were you last night? _____

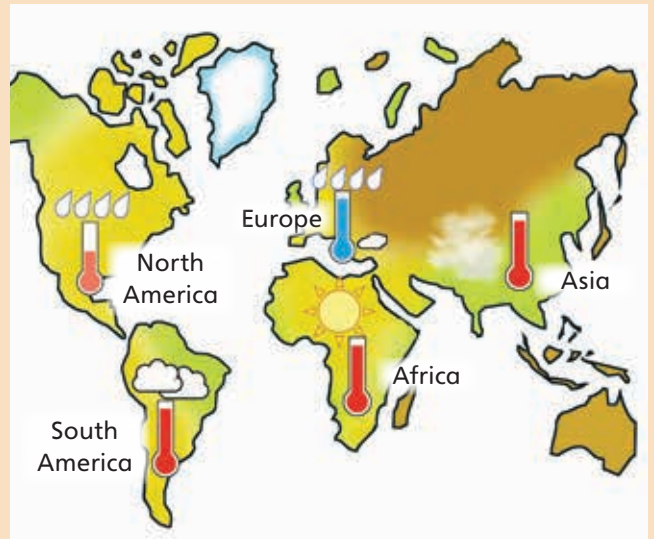
4

Look and write.

yesterday



today



1 What's the weather like in Africa today?

It's hot and sunny.

2 What was the weather like in Africa yesterday?

It was hot and rainy.

3 _____ the weather like in North America today?

4 _____ the weather like in North America yesterday?

5 _____ the weather like in Asia today?

6 _____ the weather like in Asia yesterday?

7 _____ the weather like in South America today?

8 _____ the weather like in South America yesterday?

Welcome back!

dark hair straight hair glasses fair hair curly hair red hair



1

Fun sports

ice-skating sailing skiing kayaking skateboarding fishing
bowling mountain biking snowboarding



2

Around town

traffic light museum hotel subway station shopping mall
bus station crosswalk square bank restaurant



3

At work

vet actor singer doctor pilot businesswoman
artist bus driver nurse businessman



4

Wild animals

parrot gorilla owl koala panda jaguar bat penguin kangaroo bear



5

Food and drink


cookie pizza pasta chips nuts coffee soup tea salad yoghurt



6

Health matters

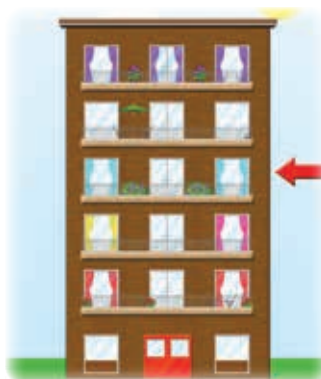
temperature backache cold headache cough
stomachache sore throat earache toothache



7

Buildings

stairs basement fourth floor roof attic third floor
elevator garage second floor first floor



8

Weather

foggy snowy hot rainy warm windy cold cloudy sunny




Puzzle

Across →

- 3 (Unit 4) It's big and black and white. It eats leaves. What is it?
- 4 (Welcome back!) Hair that's not straight. What is it?
- 5 (Unit 6) Eating a lot of food can give you a ... What is it?
- 7 (Unit 1) You need water and wind to do this sport. What is it?
- 8 (Unit 7) It's faster than the stairs. What is it?








Down ↓

- 1 (Unit 8) You need an umbrella for this weather. What is it?
- 2 (Unit 2) You stop when it's red. You go when it's green. What is it? (two words)
- 3 (Unit 3) This person can fly a helicopter. Who is it?
- 6 (Unit 5) It's a drink. It's dark brown. It's usually hot. It's not tea. What is it?



Story fun

1 Match the objects to the words. Then match the words to the story units they come from.

1		nets	Unit 1
2		bean bags	Unit 2
3		skateboards	Unit 3
4		owl box	Unit 4
5		paint and brushes	Unit 5
6		bikes and helmets	Unit 6
7		rope and tires	Unit 7

2 Look and find the missing people and objects. Write the numbers in the boxes.



Thanks and Acknowledgments

The authors and publishers would like to thank the following contributors:

Blooberry Design: concept design, book design, page make-up

Christine Barton: editing

Lisa Hutchins: freelance editing

John Marshall Media: audio recording and production

hyphen S.A.: publishing management, American English edition

The authors and publishers acknowledge the following sources of copyright material and are grateful for the permissions granted. Although every effort has been made, it has not always been possible to identify the sources of all the material used, or to trace all copyright holders. If any omissions are brought to our notice, we will be happy to include the appropriate acknowledgments on reprinting.

The authors and publishers would like to thank the following illustrators:

Pablo Gallego (Beehive Illustration): pp. 8, 16, 24, 34, 42, 52, 60, 70, 78, 94, 95; A Corazon Abierto (Sylvie Poggio): pp. 5, 13, 19, 25, 32, 46, 57, 58, 68, 75; Ilias Arahovitis (Beehive Illustration): pp. 13, 38, 40, 47, 54; Humberto Blanco (Sylvie Poggio): pp. 6, 12, 14, 20, 29, 32, 56, 65, 76, 82; Gareth Conway: pp. 10, 18, 26, 27, 36, 37, 45, 55; Marcus Cutler (Sylvie Poggio): pp. 17, 43, 53, 61, 71, 79; Graham Kennedy: pp. 49, 80, 83; Brian Lee: pp. 12, 20, 21, 22, 66, 67, 82; Monkey Feet: pp. 3, 84, 85, 86, 87, 88, 89, 90, 91, 92; Luke Newell: pp. 4, 7, 11, 28, 81.

The authors and publishers would like to thank the following for permission to reproduce photographs:

p. 4: Yi Lu/Viewstock/Corbis; p. 9 (1a): Chris Hill/Shutterstock; p. 9 (1b): Jaroslav Moravcik/Shutterstock; p. 9 (1c): mariait/Shutterstock; p. 9 (2a): Yuri Samsonov/Shutterstock; p. (2b): ThavornC/Shutterstock; p. 9 (2c): CreativeNature R.Zwerver/Shutterstock; p. 9 (3a): Paul Wishart/Shutterstock; p. 9 (3b): KK Art and Photography/Shutterstock; p. 9 (3c): Tymonko Galyna/Shutterstock; p. 9 (4a): smereka/Shutterstock; p. 9 (4b): lazlo/Shutterstock; p. 9 (4c): stacy2010ua/Shutterstock; p. 10: Thierry GRUN/Alamy; p. 11: exopixel/Shutterstock; p. 12: mediacolor's/Alamy; p. 14 (L): Andy Dean Photography/Shutterstock; p. 14 (R): keith morris/Shutterstock; p. 15: Lora liu/Shutterstock; p. 17 (1a): HomeStudio/Shutterstock; p. 17 (1b): stable/Shutterstock; p. 17 (1c): Fotoluminate LLC/Shutterstock; p. 17 (2a): Blend Images/Shutterstock; p. 17 (2b): Matt Jeppson/Shutterstock; p. 17 (2c): schantalao/Shutterstock; p. 17 (3a): Tracy Whiteside/Shutterstock; p. 17 (3b): exopixel/Shutterstock; p. 17 (3c): katatonia82/Shutterstock; p. 18: Mira/Alamy; p. 19: aragami12345s/Shutterstock; p. 23 (b/g): QQ7/Shutterstock; p. 23 (TR): Tetra Images/Alamy; p. 23 (TM): leungchopan/Shutterstock; p. 26: Zoonar GmbH/Alamy; p. 27: Claudio Divizia/Shutterstock; p. 29 (1): BestPix/Alamy; p. 29 (2): GOLFX/Shutterstock; p. 29 (3): Christina Kennedy/Alamy; p. 29 (4): ariadna de raadt/Shutterstock; p. 29 (5): Luis Santos/Shutterstock; p. 29 (6): Rostislav Glnsky/Shutterstock; p. 29 (7): rorem/Shutterstock; p. 29 (8): Dutoourdumonde Photography/Shutterstock; p. 29 (9): Kamira/Shutterstock; p. 29 (10): p. 30 (opener): Simon GRATIEN/Getty Images; Tupungato/Shutterstock; p. 30 (1L): Andrey Guryanov/Alamy; p. 30 (1M): Kinga/Shutterstock; p. 30 (1R): Tyler Olson/Shutterstock; p. 30 (2L): lightwavemedia/Shutterstock; p. 30 (2M): Monkey Business Images/Shutterstock; p. 30 (2R): FXQuadro/Shutterstock; p. 30 (3L): SergeBertasiusPhotography/Shutterstock; p. 30 (3M): Monkey Business Images/Shutterstock; p. 30 (3R): Andresr/Shutterstock; p. 30 (4L): Ollyy/Shutterstock; p. 30 (4M): Hero Images Inc./Alamy; p. 30 (4R): Byelikova Oksana/Shutterstock; p. 31 (1): Aaron Amat/Shutterstock; p. 31 (2): Monika Wisniewska/Shutterstock; p. 31 (3): Photographee.eu/Shutterstock; p. 31 (4): Pressmaster/Shutterstock; p. 33: fototrav/Getty

Images; p. 35 (TL): Jiri Hera/Shutterstock; p. 35 (TM): Yulia Vybornyh/Shutterstock; p. 35 (TR): exopixel/Shutterstock; p. 35 (ML): Africa Studio/Shutterstock; p. 35 (MM): Mark Medcalf/Shutterstock; p. 35 (MR): Naypong/Shutterstock; p. 35 (BL): Bohbeh/Shutterstock; p. 35 (BM): Pitchayarat Chootai/Shutterstock; p. 35 (BR): Remember/Alamy; p. 36: Tom Bean/Alamy; p. 37 (1): Minerva Studio/Shutterstock; p. 37 (2): Dragon Images/Shutterstock; p. 37 (3): Elnur/Shutterstock; p. 37 (4): Andresr/Shutterstock; p. 37 (5): Hittelight/Shutterstock; p. 37 (6): EDHAR/Shutterstock; p. 37 (7): bikeriderlondon/Shutterstock; p. 37 (8): Peter Bernik/Shutterstock; p. 37 (9): Monika Wisniewska/Shutterstock; p. 37 (10): Blend Images/Shutterstock; p. 37 (B): oneinchpunch/Shutterstock; p. 39 (TL): Elliot Hurwitt/Shutterstock; p. 39 (TM): Destinyweddingstudio/Shutterstock; p. 38: Thomas Marent/Minden Pictures/Corbis; p. 39 (TR): covenant/Shutterstock; p. 39 (BR): Tracy Starr/Shutterstock; p. 39 (BM): D. Kucharski K. Kucharska/Shutterstock; p. 39 (BR): Leena Robinson/Shutterstock; p. 41 (b/g): Subbotina Anna/Shutterstock; p. 41 (TR): AndreAnita/Shutterstock; p. 43 (a): Aleksey Stemmer/Shutterstock; p. 43 (b): O'SHI/Shutterstock; p. 43 (c): anekoho/Shutterstock; p. 43 (d): margouillat photo/Shutterstock; p. 43 (e): Denis Vesely/Shutterstock; p. 43 (f): Tracy Whiteside/Shutterstock; p. 44: Thomas Dressier/Getty Images; p. 45: f8grapher/Shutterstock; p. 48 (opener): Richard Rudisill/Getty Images; p. 48 (1): margouillat photo/Shutterstock; p. 48 (2): B. and E. Dudzinsky/Shutterstock; p. 48 (3): vsl/Shutterstock; p. 48 (4): marmo81/Shutterstock; p. 48 (5): qingqing/Shutterstock; p. 48 (6): bitt24/Shutterstock; p. 48 (7): ACORN 1/Alamy; p. 48 (8): Cefo design/Shutterstock; p. 48 (9): Elina Manninen/Shutterstock; p. 48 (10): Pixelspieler/Shutterstock; p. 49: Gelpi JM/Shutterstock; p. 50: Valua Vitaly/Shutterstock; p. 51: Marina Grau/Shutterstock; p. 53 (TL): imageBROKER/Alamy; p. 53 (TLC): Dynamicfoto/Shutterstock; p. 53 (TRC): Karel Gallas/Shutterstock; p. 53 (TR): Maksim Toome/Shutterstock; p. 53 (ML): nito/Shutterstock; p. 53 (MLC): Diego Cervo/Shutterstock; p. 53 (MRC): Yeko Photo Studio/Shutterstock; p. 53 (MR): Mr. Tobin/Shutterstock; p. 53 (BL): Ron van Elst/Shutterstock; p. 53 (BM): robert_s/Shutterstock; p. 53 (BR): KAMONRAT/Shutterstock; p. 54: Paul Souders/Corbis; p. 55 (TL): sdeva/Shutterstock; p. 55 (BR): Valentyn Volkov/Shutterstock; p. 56: Hero Images/Getty Images; p. 59: Irina Mos/Shutterstock; p. 61 (TL): PHILIPIMAGE/Shutterstock; p. 61 (TLC): Olgysha/Shutterstock; p. 61 (TC): samantha grandy/Shutterstock; p. 61 (TRC): Moving Moment/Shutterstock; p. 61 (TR): papkin/Shutterstock; p. 61 (BL): cristovao/Shutterstock; p. 61 (BLC): Andresr/Shutterstock; p. 61 (BC): Richard Thornton/Shutterstock; p. 61 (BRC): Moving Moment/Shutterstock; p. 61 (BR): Efired/Shutterstock; p. 62 (opener): Everything/Shutterstock; p. 62 (a): Mikhail Pozhenko/Shutterstock; p. 62 (b): aliasemma/Shutterstock; p. 62 (c): viki2win/Shutterstock; p. 62 (d): gemphoto/Shutterstock; p. 62 (e): Binkski/Shutterstock; p. 63: Julija Sapic/Shutterstock; p. 64 (TL): Amarita/Shutterstock; p. 64 (TC): bitt24/Shutterstock; p. 64 (TR): Yeko Photo Studio/Shutterstock; p. 64 (BL): Olga Miltsova/Shutterstock; p. 64 (BC): Anna Kurzaeva/Shutterstock; p. 64 (BR): travellight/Shutterstock; p. 66: Krzysztof Dydzinski/Getty Images; p. 69: balabolka/Shutterstock; p. 72 (opener): Sasa Komien/Shutterstock; p. 72 (1): Elena Elisseeva/Shutterstock; p. 72 (a): david5962/Shutterstock; p. 72 (2): Givaga/Shutterstock; p. 72 (b): ronstik/Shutterstock; p. 72 (3): Mona Makela/Shutterstock; p. 72 (c): Rafal Cichawa/Shutterstock; p. 72 (4): Gromovataya/Shutterstock; p. 72 (d): Lukasz Pajor/Shutterstock; p. 72 (B): Cedric Weber/Shutterstock; p. 73: ilozavr/Shutterstock; p. 74 (opener): All Canada Photos/Alamy; p. 74 (1a): Rawpixel/Shutterstock; p. 74 (1b + 3b): Ase/Shutterstock; p. 74 (2a + 7a + 8a): Pakhnyushchy/Shutterstock; p. 74 (2b + 3a): behindlens/Shutterstock; p. 74 (4a): victorass/Shutterstock; p. 74 (4b + 5b + 6b): Artur Synenko/Shutterstock; p. 74 (5a): Christian Mueller/Shutterstock; p. 74 (7b): Gts/Shutterstock; p. 74 (B): Tomi/Shutterstock; p. 77 (b/g): nodfff/Shutterstock; p. 77 (T): Jeff Williams/Alamy; p. 79 (TL): pisaphotography/Shutterstock; p. 79 (TLC): Robert Hoetink/Alamy; p. 79 (TRC): bikeriderlondon/Shutterstock; p. 79 (TR): Juice Images/Alamy; p. 79 (BL): alex2004/Shutterstock; p. 79 (BLC): rorem/Shutterstock; p. 79 (BRC): StudioSmart/Shutterstock; p. 79 (BR): Kiwisoul/Shutterstock; p. 80 (opener): Wan Ru Chen/Getty Images; p. 80 (a): Mihai Simonia/Shutterstock; p. 80 (b): Minerva Studio/Shutterstock; p. 80 (c): Vadym Zaitsev/Shutterstock; p. 80 (d): B747/Shutterstock; p. 80 (e): Igumnova Irina/Shutterstock; p. 81: Enigma/Alamy; p. 93: StepanPopov/Shutterstock.

Front cover photo by Gerardo Ricardo Lopez/Getty Images

Guess What!


Workbook 4

What makes our bodies move?

Why do whales jump out of water?

Guess What! has the answers. Through beautiful photography and engaging topics, young learners can explore the world as they learn English.

Ushbu kitob AQSh xalqaro taraqqiyot agentligi (USAID) orqali Amerika xalqining qo'llab-quvvatlashi yordamida tayyorlangan. Kitobdagi fikr va mulohazalar USAID yoki AQSh hukumati qarashlarini aks ettirmaydi.



What is Better Learning?

It's a continuous cycle where our insights shape content that drives results.

Better Learning Building brighter futures together

Find out more at: [cambridge.org/betterlearning](https://www.cambridge.org/betterlearning)



CAMBRIDGE
UNIVERSITY PRESS
www.cambridge.org

